



VANDAL RESISTANT DOOR ENTRY PANELS

PRODUCT GUIDE

CAME 

[CAME.COM](https://www.came.com)

MARCH 2024



CONTENTS

- 4** Improvements from VR to VRM
- 5** What's the difference between VRM & VRW?
- 6** Click in modules
- 8** Standard proximity bracket
- 9** Universal proximity bracket
- 10** Standard panel finishes
- 11** Standard sizes
- 12** Bespoke panel finishes
- 13** Bespoke panel engraving
- 14** Bespoke buttons
- 15** Bespoke coatings
- 16** Bespoke designs
- 18** VRM & VRW video entry panels
- 30** VRM & VRW audio entry panels
- 42** VRM digital audio & video entry panels
- 48** VRM DDA range
- 50** VRM HDP posts
- 52** Mounting posts
- 54** Locks & accessories
- 56** Standalone keypads

THE PROFESSIONAL INSTALLERS CHOICE




HIGH QUALITY COMPONENTS

Premium products crafted in Italy with over 50 years industry experience



NEXT DAY DELIVERY

Fixed shipping costs



LARGE UK STOCK AVAILABILITY

1000's of products held in stock across our network



DEDICATED SALES & TECHNICAL SUPPORT TEAM

Industry leading network of sales & technical support at the touch of a button



INDUSTRY LEADING BESPOKE PANEL PRODUCTION

Unbeatable lead times & fast turnaround on UK manufactured bespoke panels



FIRST CLASS TRAINING FACILITIES

Fully interactive demonstration suites with dedicated hands on training areas



3 YEAR WARRANTY

on all CAME electrical components

1 YEAR WARRANTY

on all CAME mechanical components



CUSTOMER LOYALTY SCHEME & SPECIAL VIP CUSTOMER EVENTS

IMPROVEMENTS FROM VR TO VRM

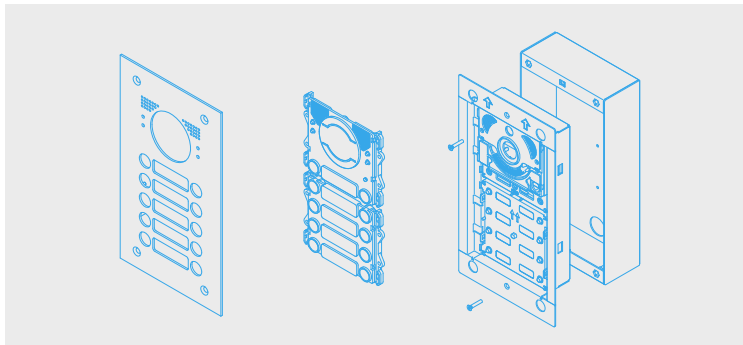
RELAY OUTPUTS

2 programmable input/output functions on the terminal board allow you to open doors and other entrances.



CONSTRUCTION

The vandal resistant entry panel is constructed from marine grade 316 brushed stainless steel and manufactured in the UK to the highest standards (IP54 and IK09).



MODULAR

Modular electronics for maximum versatility. The internal units are the same as those used with the CAME MTM and MTM VR ranges.




USER FRIENDLY

Quick and easy interchangeable modular electronics for all current CAME systems.



UNIVERSAL PROX

Our universal proximity reader bracket is available as an optional extra, allowing you to install any 3rd party brand reader into our modular entry panel.



HD

Our IP camera option provides high definition video quality – enhanced wide lens allowing up to 130° horizontal viewing and up to 95° vertical viewing angles with no image distortion.

WHAT'S THE DIFFERENCE BETWEEN VRM & VRW?



CHOOSING VRM

This entry panel allows for more flexibility when creating your ideal, bespoke system. As standard, the panel comes with stainless steel buttons that are IP65 rated.

The advantage of choosing this solution is that you can have multiple button configurations and upgrade your buttons by choosing from a range of colour options as well as LED illumination.

We also have the ability to engrave names next to buttons in a wide range of font choices.

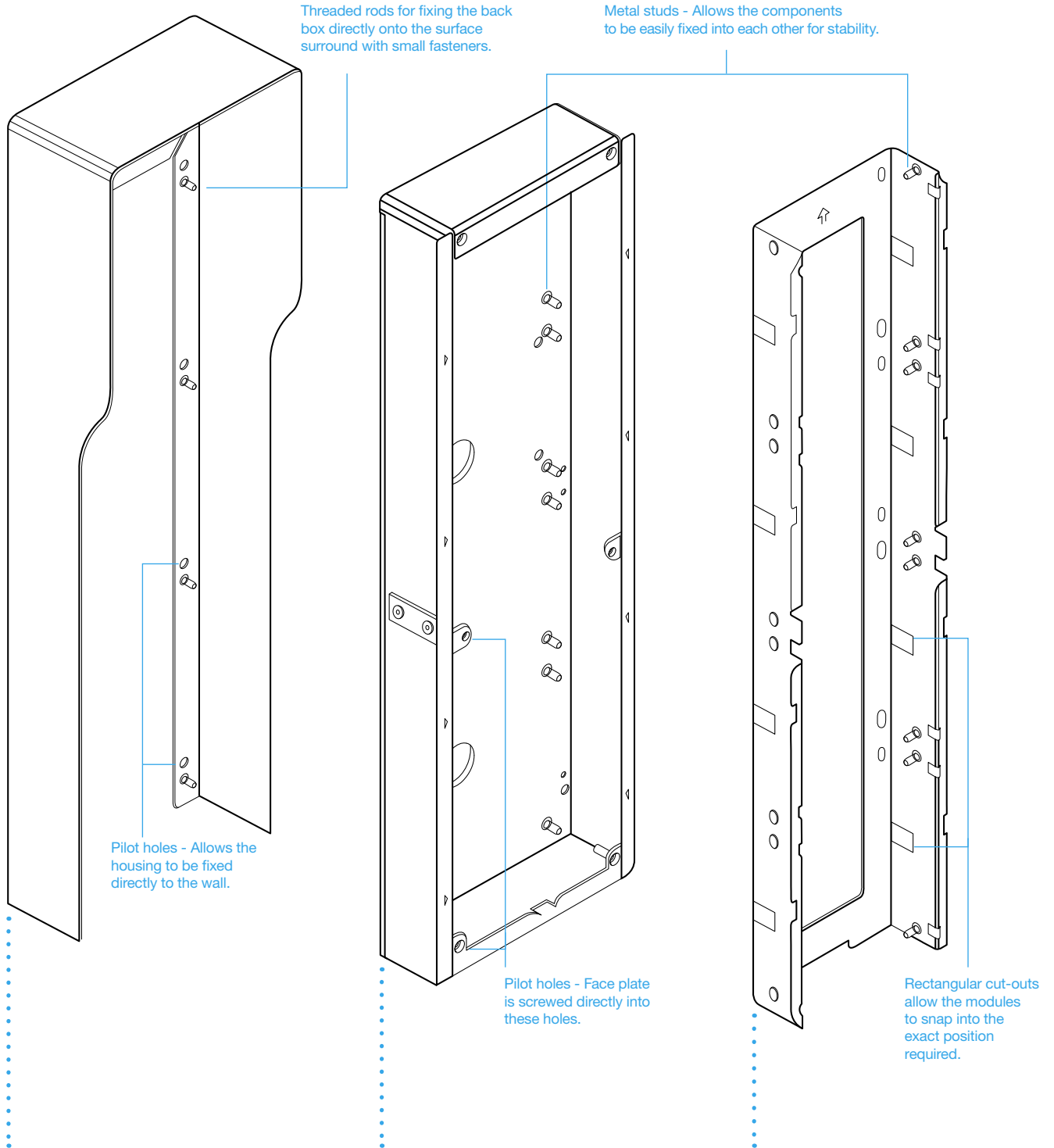
CHOOSING VRW

This type of entry panel uses name card windows instead of fixed engraving for greater flexibility. Each module has the capability to hold between 1 and 8 buttons that are IP54 rated and can accommodate up to 4 name windows.

These backlit windows give you the option to update the names should it be required.

CLICK-IN MODULES

There are **5 components** that make up your VRM/VRW entry panel: the recess or flush-mounting box, the **bracket**, the **electronic module**, the **adaptor plate** and **face plate**. All of these elements have been designed to make installation as simple as possible by clicking into each other and can be easily changed by popping them out. The face plate is the only component that requires it to be screwed to the back box.



SURFACE SURROUND RAIN SHIELD

Can be added to the standard recess back box to convert the entry panel to surface mount.

FLUSH MOUNTING BACK BOX

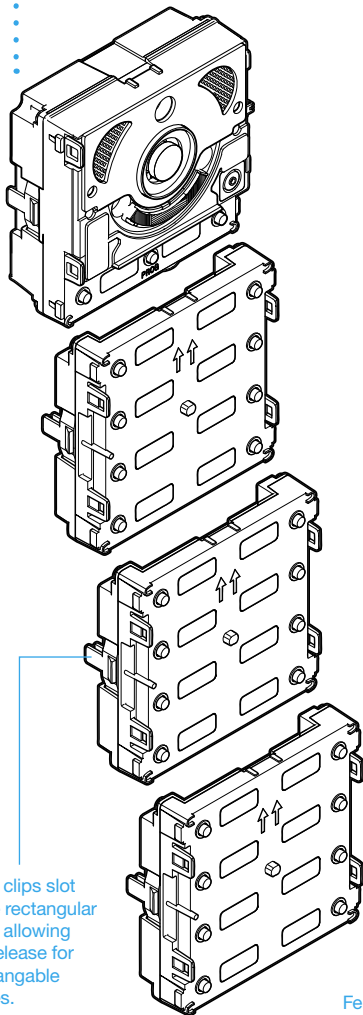
Available for the various entry panel versions from 1 to 5 modules and has a depth of 52mm.

SHOCK RESISTANT BRACKET

Stainless steel shock resistant bracket that easily clips into the studs on the back box which accommodates the modules.

ELECTRONIC MODULES

Snap-in installation without the use of screws. Simple and error free wiring between modules thanks to polarised connectors.

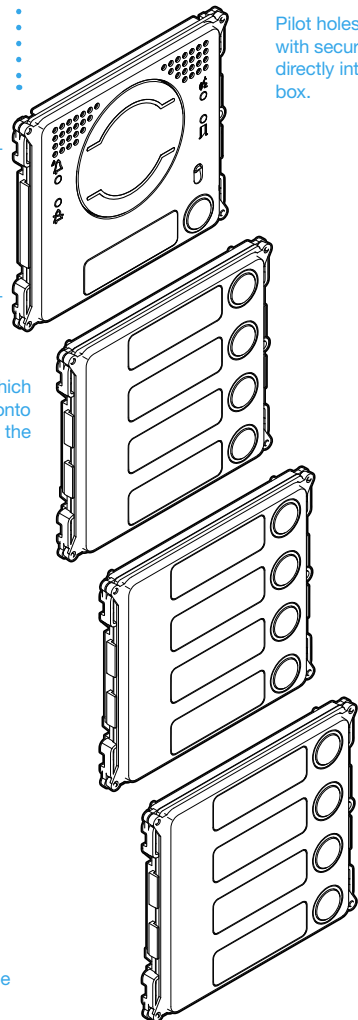


Robust clips slot into the rectangular cut-out allowing quick release for interchangeable modules.

Female clips that enable the front plates to be easily fixed and mounted on top.

ADAPTOR PLATES

Creating a seal and protection between the electronic modules and stainless steel face plate.

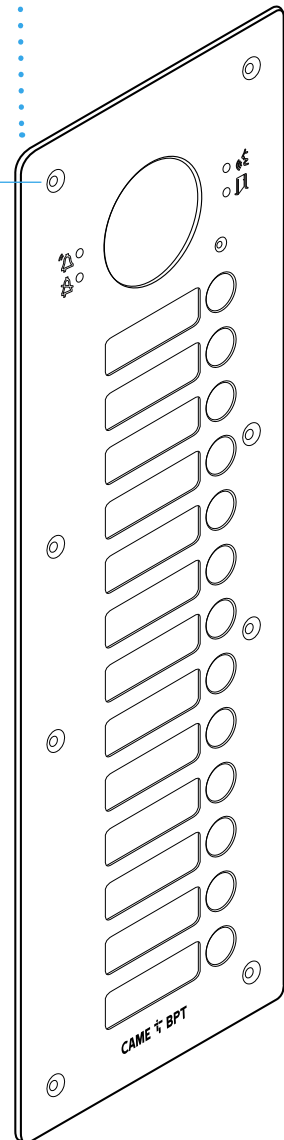


Male clips which slot directly onto 4 females on the modules.

Pilot holes - To be fixed with security screws directly into the back box.

FACE PLATE

The face plate houses push buttons, scratch resistant windows and is fixed directly to the back box.



STANDARD PROXIMITY BRACKET

MULTIPLE READERS, ONE SOLUTION.
THE UNIQUE DESIGN OF THE MULTI PROXIMITY WINDOW BRACKET FITS MOST COMMON PANEL MOUNT READERS AS STANDARD.

SPECIAL TINTED COVER DECAL

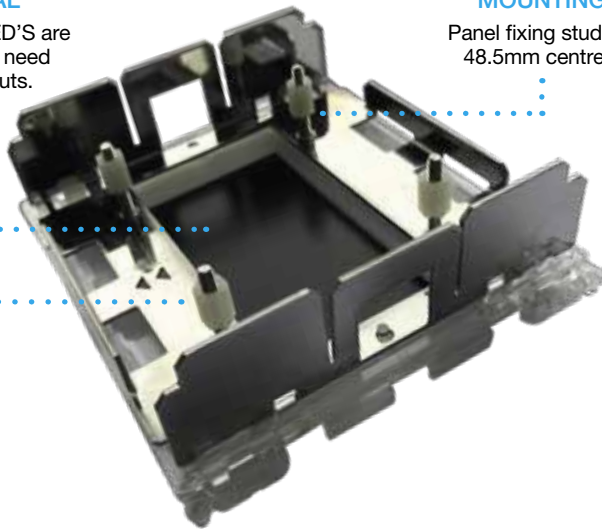
One way insert so LED'S are visible without the need for holes or cut outs.

INDUSTRY STANDARD MOUNTING

Panel fixing studs at 48.5mm centres.

EASY TO USE HAND FIXINGS

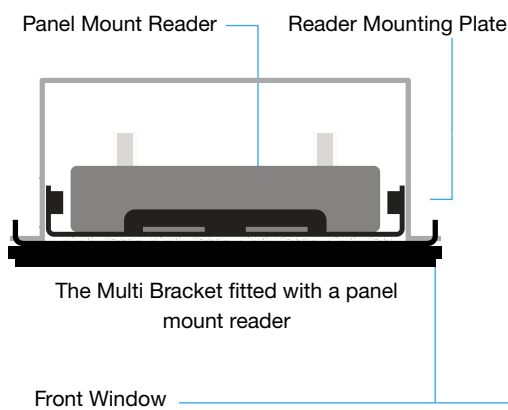
No specialist tools required.



STANDARD VERSION

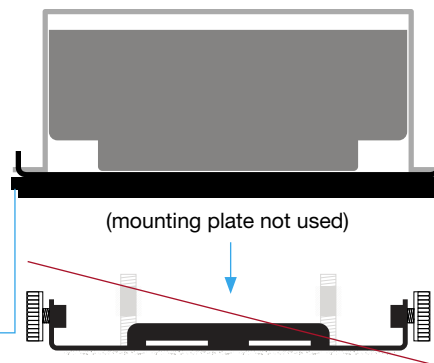
OPTION A

STANDARD PANEL MOUNT READER

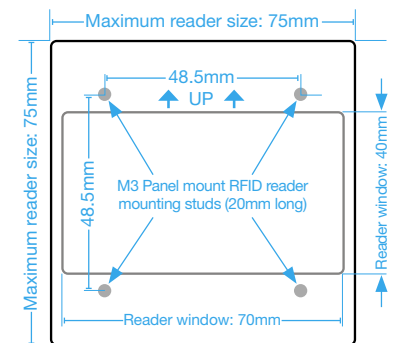


OPTION B

USING THE MTMRFID OR MTMMDR READER



The multi proximity window bracket may also be suitable for use with any reader not listed but with the following dimensions:



- Maximum reader size: w75 x h75 x d30mm
- Maximum reader window cutout: w70 x h40 mm
- Reader mounting points: 48.5 x 48.5 mm
- Reader mounting studs: M3 x 20 mm

COMPATIBLE READERS

Panel mount style readers

- Paxton proximity panel mount reader (390-135)
- Paxton proximity panel mount 125kHz reader (390-530)
- PAC OneProx GS3-LF Panel
- PAC OneProx GS3-HF Panel
- TDSi PANELgarde Panel mount reader
- ACTpro X 1030PM Panel mount reader
- ACTpro mifare 1030PM Panel mount proximity reader
- SRS DS14 UPR 125kHz
- AAProxPanel 125kHz EM Technology panel mount proximity reader

- BEWATOR / SIEMENS PM100
- KMS Simplekey HS Panel mount reader
- KMS SimpleKey legacy Panel mount reader
- Videcon Vprox
- Morley PanelProx 105048
- Securefast AEN1060WM Panel mount reader

CAME Readers

- MTMMDR
- MTMRFID

Wall mounted mullion readers

- HID ProxPoint Plus 6005
- Paxton P38 Prox Reader
- PAC Easykey Mullion – NOTE: LED not visible
- PAC DSI
- FDI Mullion
- FDI-020-006 Urmet
- Honeywell OmniProx OP10 Mini-mullion proximity reader

UNIVERSAL PROXIMITY BRACKET

AS AN OPTION, VRM & VRW PANELS CAN HOUSE THE INNOVATIVE UNIVERSAL BRACKET. DESIGNED TO FIT ANY READER.

SHOCK ABSORBANT BRACKET

Protects the reader from impact.



TINTED COVER SCREEN

One way tinted window so that indicator LED'S are visible without the need for an insert.

EASY ADJUSTMENT

No specialist tools required to attach any type of reader. Easy to use hand fixings.

UNIVERSAL MOUNTING

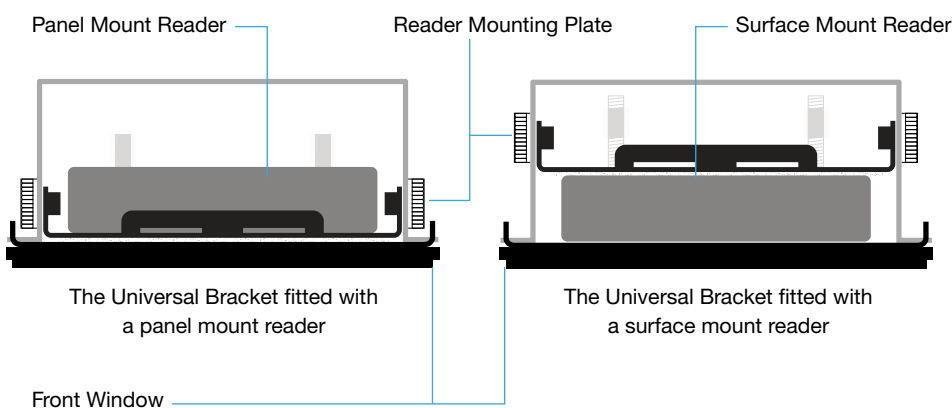
The dual sided bracket is designed to accommodate all common reader types.



UNIVERSAL VERSION

OPTION A

OPTION B



The Universal Bracket may also be suitable for use with any reader not listed but with the following dimensions:

Square readers:

w86 x h86 x d25mm
(Fitted to the Reader Mounting Plate)

w86 x h86 x d36mm
(Without using the Reader Mounting Plate)

Horizontally mounted rectangular readers:

w105 x h55 x d25mm
(Fitted to the Reader Mounting Plate)

w105 x h40 x d30mm
(Without using the Reader Mounting Plate)

COMPATIBLE READERS

Panel mount style readers

- Paxton proximity panel mount reader (390-135)
- Paxton proximity panel mount 125kHz reader (390-530)
- PAC OneProx GS3-LF Panel
- PAC OneProx GS3-HF Panel
- TDSi PANELgarde Panel mount reader
- ACTpro X 1030PM Panel mount reader
- ACTpro mifare 1030PM Panel mount proximity reader
- SRS DS14 UPR 125kHz
- AAProxPanel 125kHz EM Technology panel mount proximity reader

- BEWATOR / SIEMENS PM100
- KMS Simplekey HS Panel mount reader
- KMS SimpleKey legacy Panel mount reader
- Videcon Vprox
- Morley PanelProx 105048
- Securefast AEN1060WM Panel mount reader

Large non-standard readers

- HID R10
- SALTO
- GALLAGHER
- IMPRO HRW900
- PAXTON P50

Wall mounted mullion readers

- HID ProxPoint Plus 6005
- Paxton P38 Prox Reader
- PAC Easykey Mullion -
- PAC DSI
- FDI Mullion
- FDI-020-006 Urmet
- Honeywell OmniProx OP10 Mini-mullion proximity reader

STANDARD PANEL FINISHES

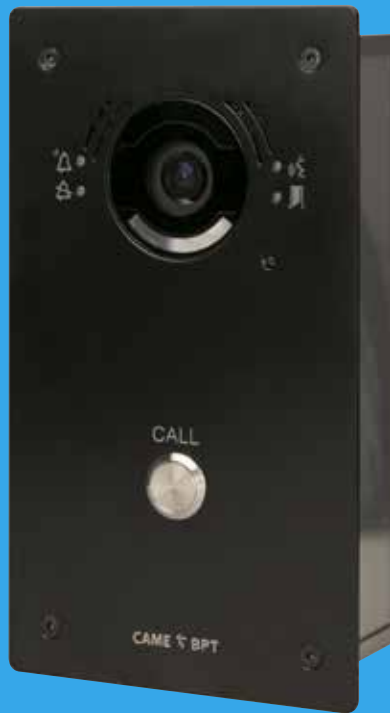
ALL OF OUR STANDARD PANELS ARE AVAILABLE IN THE FOLLOWING FINISHES



Audio Version Available



Video Version Available



VRM/VRW

Brushed Stainless Steel Finish

Produced from 316 grade stainless steel and engineered to the highest standards. Brushed stainless steel has proven to be durable and versatile to complement any surrounding. Panels are finished with high precision black laser engraving.




VRM/VRW

Where you see this icon, it signifies that the entry panel is available in a brushed, stainless steel finish.

BLM/BLW

A Sleek Satin Black Semi Gloss Finish

Manufactured from 316 grade stainless steel and powder coated with a hard wearing, semi gloss black powder coat. The BL range of panels are the last word in understated elegance. High precision laser engraving in silver provides contrast and impact.




BLM/BLW

Where you see this icon, it signifies that the entry panel is available in a satin black, semi gloss finish.

BRM/BRW

A Traditional Classic Brass Finish

Produced from CZ108 unlaquered solid brass to achieve a timeless appearance. BR panels offer an alternative to the vandal resistant range to complement many heritage applications. Panels are finished with high precision black laser engraving.



BRM/BRW

Where you see this icon, it signifies that the entry panel is available in a classic brass finish.


STANDARD SIZES

VANDAL RESISTANT PANELS AVAILABLE IN 5 STANDARD SIZES



The vandal resistant entry panel is constructed from marine grade 316 brushed stainless steel and manufactured in the UK to the highest standards. The IP65 rated push buttons can be used in either video or audio panel options with coded keypads, proximity reader cut outs or smash and scratch resistant windows.

Surface or flush mounted, they are the last word in hard wearing, durable entry panel design. As well as the standard range, custom sizes can also be manufactured to suit any application.



size
1

size
2

size
3

size
4

size
5

PANEL SIZING CHART

	SIZE 1	SIZE 2	SIZE 3	SIZE 4	SIZE 5
Width (mm)	130mm	130mm	130mm	130mm	130mm
Height (mm)	136mm	226mm	316mm	406mm	496mm
Depth (mm)	52mm	52mm	52mm	52mm	52mm

SURFACE HOUSING SIZES

Panel Size	Dimensions (wxhxd)	Code	Panel Size	Dimensions (wxhxd)	Code	Panel Size	Dimensions (wxhxd)	Code	Panel Size	Dimensions (wxhxd)	Code	Panel Size	Dimensions (wxhxd)	Code
1	130x136x74mm	VRMSH1	2	130x226x74mm	VRMSH2	3	130x316x74mm	VRMSH3	4	130x406x74mm	VRMSH4	5	130x496x74mm	VRMSH5

BESPOKE PANEL FINISHES

CUSTOM COLOURS TO COMPLEMENT YOUR INSTALLATION

UNLIMITED OPTIONS

As well as the standard brushed stainless steel, satin black and classic brass options available throughout the range, entry panels can be finished to suit the most exacting requirements. From high resistant powder coating in a vast range of RAL finishes, to antique bronze and metal effect coatings, anything is possible. The range of finishes is extensive so please call us with your most specific requirements.

OVER
9000
RAL COLOUR
OPTIONS
AVAILABLE




BESPOKE PANEL ENGRAVING

ACHIEVE THE PERFECT FINISH WITH HIGH PRECISION
LASER OR TRADITIONAL ETCHED ENGRAVING

Your company name
engraved here

Your logo
engraved here

Individually labelled
call buttons



BESPOKE ENGRAVING


Panels are finished with high precision laser engraving. This can be tailored to any requirement including the addition of company or client logos or any specific font styles and sizes.

Laser engraving provides hard wearing, high contrast text and graphics to an exceptional level of detail.

For a more traditional finish, etched engraving can also be provided. Whilst not achieving the level of detail provided by laser engraving, for clients requiring a more classic look, or a particular colour of text, this option can be used.

Choose finishes from:

- High precision laser (black/shaded)
- Filled Etched (any colour)



BESPOKE BUTTONS

AN EXTENSIVE RANGE OF BUTTON OPTIONS



To complement your entry panel there are a vast array of push button styles.

Various colours as well as brass, black, bronze and polished finishes are all available to suit any requirement. In addition, a range of DDA buttons with braille and tactile markings can also be included in any panel design.

The Standard VRM button has been designed and manufactured exclusively for CAME to provide an extremely durable yet stylish finish.



With the use of LED's we can offer a whole host of lighting colour options for the illumination of your buttons.




BESPOKE COATINGS

CREATE A TRULY UNIQUE SOLUTION WITH HYDRO-GRAPHIC WRAPPING

Our unique hydro-graphic finishing enables us to offer our customers exclusive finishes unavailable anywhere else in the industry. With over 500 different finishing options, we are confident that whatever the taste, whatever the requirement, we can meet the demand for the panel of your choice.

What is Hydrographic finishing?




It is a process that is used to apply a graphic image permanently on to our entry panels exterior. It is made from polyvinyl alcohol hydrographic film, which can be printed on to with our selection of pre-produced graphics, or any other image you can think of.



How does the process work?

A base coat spray is applied to the entry panel to allow the graphic to stick to it with maximum adhesion. The entry panel is then submerged in water with the chosen printed graphic applied to the water's surface that resides on a thin base of water-soluble film. The base begins to dissolve and a patented activator chemical is sprayed over the film causing the ink to remain floating in an oil-like state on top of the water which also activates the material for bonding to the panel.

EXAMPLES OF FINISHES



BESPOKE DESIGNS

BESPOKE PANELING WITH UNLIMITED OPTIONS

What can we offer?

Our VRC bespoke range combines the durability, strength and modularity found in our standard VRM range, but with complete versatility and customisation options available.

Whatever the desire of your customer, we can provide a panel solution that meets their requirements. VRC bespoke allows you to create an entry panel that is custom built to your specifications whatever the size, shape, colour or finish you desire.



Logos & fonts

Customise your panel with your company logo and choose from a range of fonts in our library.

Custom Shapes

We can create almost any shape that you require and configure the modules to your desired layout.



Screws

We can provide custom, vandal resistant security screws in several colour options to match your panel.

Digital

Add a digital keypad & display allowing the visitor easier & quicker access.



Buttons

As part of the range, we stock an array of push buttons with illumination as an option to complement your panel finish.

Engraving

The pin point accuracy of our engraving machine gives us the ability to create any illustration you can imagine that complements your entrance.

Powder Coating

This bespoke panel uses an Anodic Bronze effect powder coat unique to CAME. It provides a low maintenance alternative to solid brass in heritage applications.

THE POSSIBILITIES ARE ENDLESS...



Our famous "Death Star" panel has been created by directly engraving onto stainless steel.

Get in touch with our project team...

We have a dedicated sales team that will help you with your custom and bespoke entry panel requirements. To find out more please contact 01442 230 800



This panel has been powder coated and then etched out of the blue finish.



VRM VIDEO

1-6 BUTTON MODULAR VIDEO WITH UK MANUFACTURED VANDAL RESISTANT FACE PLATES



COMPATIBLE SYSTEMS



STANDARD FINISHES



VRM/VRW

BRUSHED STAINLESS STEEL



BLM/BLW


SATIN BLACK



BRM/BRW

CLASSIC BRASS

BESPOKE OPTIONS AVAILABLE



OVER 9000 RAL COLOURS TO CHOOSE FROM

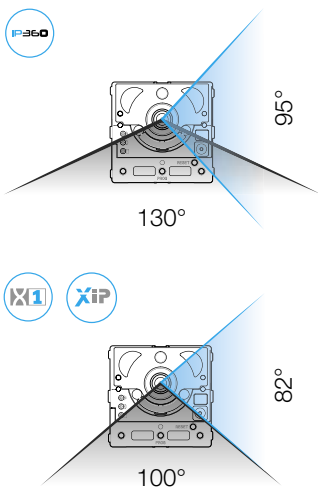


LASER ENGRAVING & ETCHING




VARIETY OF PUSH BUTTON OPTIONS

VIEWING ANGLE



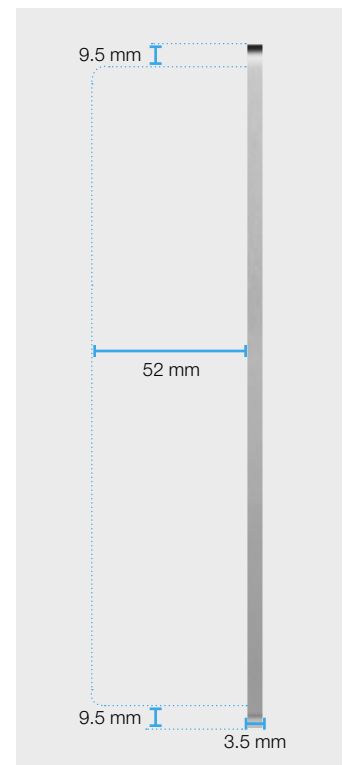
DIMENSIONS - SIZE 2



SURFACE MOUNTED



FLUSH MOUNTED





VRM VIDEO - 1 BUTTON



VRM VIDEO - 2 BUTTON



VRM VIDEO - 3 BUTTON



VRM VIDEO - 4 BUTTON



VRM VIDEO - 5 BUTTON



VRM VIDEO - 6 BUTTON

VRM ENTRY PANELS WITH VIDEO 1-6 BUTTON – ELECTRONIC MODULES & SURFACE HOUSING SOLD SEPERATLEY

Buttons	Description	Size (mm) (wxhxd)	System	Code
1	316 Marine grade steel construction with brushed finish with the option to surface or flush mount (Electronics sold separately)	130x226x74mm		VRMV1
2	316 Marine grade steel construction with brushed finish with the option to surface or flush mount (Electronics sold separately)	130x226x74mm		VRMV2
3	316 Marine grade steel construction with brushed finish with the option to surface or flush mount (Electronics sold separately)	130x226x74mm		VRMV3
4	316 Marine grade steel construction with brushed finish with the option to surface or flush mount (Electronics sold separately)	130x226x74mm		VRMV4
5	316 Marine grade steel construction with brushed finish with the option to surface or flush mount (Electronics sold separately)	130x226x74mm		VRMV5
6	316 Marine grade steel construction with brushed finish with the option to surface or flush mount (Electronics sold separately)	130x226x74mm		VRMV6


**VRM SURFACE HOUSING
(FOR THE PANELS SHOWN ABOVE)**

Panel Size	Dimensions (wxhxd)	Code
2	130x226x74mm	VRMSH2



VRM VIDEO

**1-6 BUTTON MODULAR VIDEO & PROXIMITY READER HOUSING
WITH UK MANUFACTURED VANDAL RESISTANT FACE PLATES**



COMPATIBLE SYSTEMS



STANDARD FINISHES



VRM/VRW

**BRUSHED
STAINLESS
STEEL**



BLM/BLW

**SATIN
BLACK**



BRM/BRW

**CLASSIC
BRASS**

BESPOKE OPTIONS AVAILABLE



**OVER 9000
RAL COLOURS TO
CHOOSE FROM**

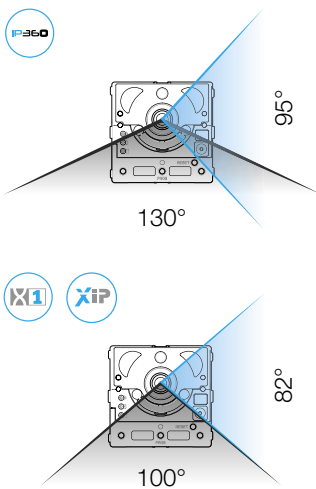


**LASER ENGRAVING
& ETCHING**



**VARIETY OF PUSH
BUTTON OPTIONS**

VIEWING ANGLE



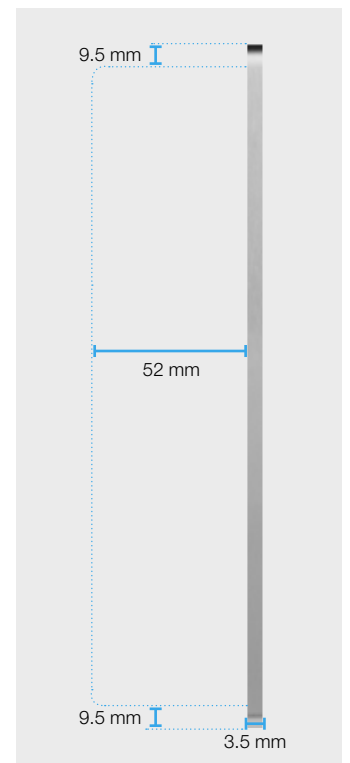
DIMENSIONS - SIZE 3



SURFACE MOUNTED



FLUSH MOUNTED





VRM VIDEO WITH PROXIMITY FACIA - 1 BUTTON



VRM VIDEO WITH PROXIMITY FACIA - 2 BUTTON



VRM VIDEO WITH PROXIMITY FACIA - 3 BUTTON



VRM VIDEO WITH PROXIMITY FACIA - 4 BUTTON



VRM VIDEO WITH PROXIMITY FACIA - 5 BUTTON



VRM VIDEO WITH PROXIMITY FACIA - 6 BUTTON

VRM ENTRY PANELS WITH VIDEO 1-6 BUTTON – ELECTRONIC MODULES & SURFACE HOUSING SOLD SEPERATLEY

Buttons	Description	Size (mm) (wxhxd)	System	Code
1	316 Marine grade steel construction with brushed finish and multi proximity reader mounting bracket with the option to surface or flush mount (Electronics sold separately)	130x316x74mm		VRMVP1
2	316 Marine grade steel construction with brushed finish and multi proximity reader mounting bracket with the option to surface or flush mount (Electronics sold separately)	130x316x74mm		VRMVP2
3	316 Marine grade steel construction with brushed finish and multi proximity reader mounting bracket with the option to surface or flush mount (Electronics sold separately)	130x316x74mm		VRMVP3
4	316 Marine grade steel construction with brushed finish and multi proximity reader mounting bracket with the option to surface or flush mount (Electronics sold separately)	130x316x74mm		VRMVP4
5	316 Marine grade steel construction with brushed finish and multi proximity reader mounting bracket with the option to surface or flush mount (Electronics sold separately)	130x316x74mm		VRMVP5
6	316 Marine grade steel construction with brushed finish and multi proximity reader mounting bracket with the option to surface or flush mount (Electronics sold separately)	130x316x74mm		VRMVP6

**VRM SURFACE HOUSING
(FOR THE PANELS SHOWN ABOVE)**

Panel Size	Dimensions (wxhxd)	Code
3	130x316x74mm	VRMSH3

MULTIPLE READERS, ONE SOLUTION

ALL PANELS SHOWN INCLUDE THE MULTI PROX BRACKET AS STANDARD, SUITABLE FOR USE WITH THE FOLLOWING READERS:

PLEASE REFER TO PAGE 9 FOR FURTHER DETAILS

Impro GB/MTMMDR, Paxton proximity panel mount reader (390-135), PAC OneProx GS3-LF Panel, TDSi PANEL garde Panel mount reader, ACTpro X 1030PM Panel mount reader, ACTpro mifare 1030PM Panel mount proximity reader, HID ProxPoint Plus 6005, Paxton P38 Prox Reader. May also be suitable for standard 4 hole panel mount style reader upto 75mm(h) x 75mm(w) x 30mm(d)



VRM VIDEO




1-6 BUTTON MODULAR VIDEO & KEYPAD HOUSING WITH UK MANUFACTURED VANDAL RESISTANT FACE PLATES




COMPATIBLE SYSTEMS



STANDARD FINISHES

		
VRM/VRW	BLM/BLW	BRM/BRW
BRUSHED STAINLESS STEEL	SATIN BLACK	CLASSIC BRASS

BESPOKE OPTIONS AVAILABLE



OVER 9000 RAL COLOURS TO CHOOSE FROM

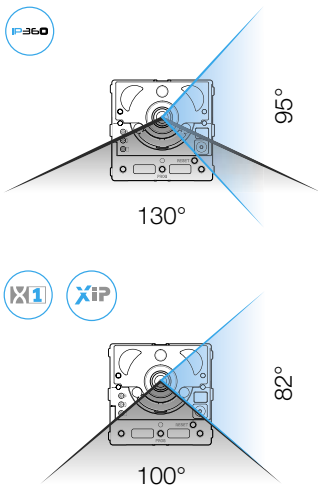


LASER ENGRAVING & ETCHING



VARIETY OF PUSH BUTTON OPTIONS

VIEWING ANGLE



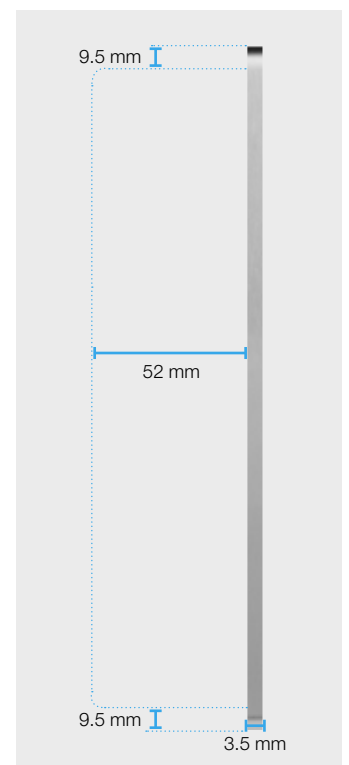
DIMENSIONS - SIZE 3



SURFACE MOUNTED



FLUSH MOUNTED





VRM VIDEO WITH KEYPAD
FASCIA - 1 BUTTON



VRM VIDEO WITH KEYPAD
FASCIA - 2 BUTTON



VRM VIDEO WITH KEYPAD
FASCIA - 3 BUTTON



VRM VIDEO WITH KEYPAD
FASCIA - 4 BUTTON



VRM VIDEO WITH KEYPAD
FASCIA - 5 BUTTON



VRM VIDEO WITH KEYPAD
FASCIA - 6 BUTTON

VRM ENTRY PANELS WITH VIDEO 1-6 BUTTON – ELECTRONIC MODULES & SURFACE HOUSING SOLD SEPERATLEY

Buttons	Description	Size (mm) (wxhxd)	System	Code
1	316 Marine grade steel construction with brushed finish and coded keypad housing with the option to surface or flush mount (Electronics sold separately)	130x316x74mm	X1 XIP PABO	VRMVK1
2	316 Marine grade steel construction with brushed finish and coded keypad housing with the option to surface or flush mount (Electronics sold separately)	130x316x74mm	X1 XIP PABO	VRMVK2
3	316 Marine grade steel construction with brushed finish and coded keypad housing with the option to surface or flush mount (Electronics sold separately)	130x316x74mm	X1 XIP PABO	VRMVK3
4	316 Marine grade steel construction with brushed finish and coded keypad housing with the option to surface or flush mount (Electronics sold separately)	130x316x74mm	X1 XIP PABO	VRMVK4
5	316 Marine grade steel construction with brushed finish and coded keypad housing with the option to surface or flush mount (Electronics sold separately)	130x316x74mm	X1 XIP PABO	VRMVK5
6	316 Marine grade steel construction with brushed finish and coded keypad housing with the option to surface or flush mount (Electronics sold separately)	130x316x74mmx	X1 XIP PABO	VRMVK6

**VRM SURFACE HOUSING
(FOR THE PANELS SHOWN ABOVE)**

Panel Size	Dimensions (wxhxd)	Code
3	130x316x74mm	VRMSH3



VRW VIDEO

1-8 BUTTON MODULAR VIDEO WITH NAME WINDOWS, MANUFACTURED IN THE UK WITH VANDAL RESISTANT FACE PLATES



COMPATIBLE SYSTEMS



STANDARD FINISHES



VRM/VRW

BRUSHED STAINLESS STEEL



BLM/BLW


SATIN BLACK



BRM/BRW

CLASSIC BRASS

BESPOKE OPTIONS AVAILABLE




OVER 9000 RAL COLOURS TO CHOOSE FROM



LASER ENGRAVING & ETCHING

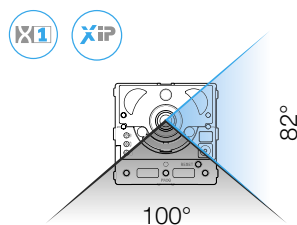
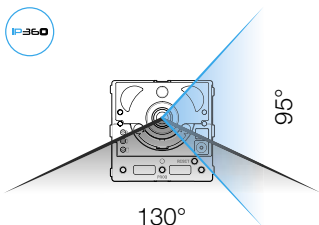
DIMENSIONS - SIZE 1



DIMENSIONS - SIZE 2



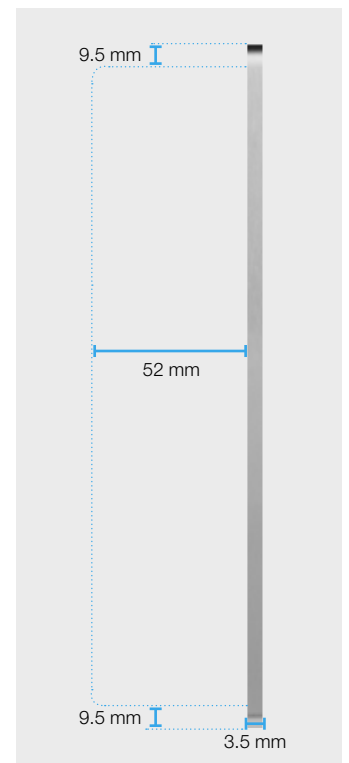
VIEWING ANGLE



SURFACE MOUNTED



FLUSH MOUNTED





VRW VIDEO - 1 BUTTON



VRW VIDEO - 2 BUTTON



VRW VIDEO - 3 BUTTON



VRW VIDEO - 4 BUTTON



VRW VIDEO - 5 BUTTON



VRW VIDEO - 8 BUTTON

VRW ENTRY PANELS WITH VIDEO 1-8 BUTTON - ELECTRONIC MODULES & SURFACE HOUSING SOLD SEPERATLEY

Buttons	Description	Size (mm) (wxhxd)	System	Code
1	316 Marine grade steel construction with brushed finish and name windows with the option to surface or flush mount (Electronics sold separately)	130x136x74mm		VRWW1
2	316 Marine grade steel construction with brushed finish and name windows with the option to surface or flush mount (Electronics sold separately)	130x226x74mm		VRWW2
3	316 Marine grade steel construction with brushed finish and name windows with the option to surface or flush mount (Electronics sold separately)	130x226x74mm		VRWW3
4	316 Marine grade steel construction with brushed finish and name windows with the option to surface or flush mount (Electronics sold separately)	130x226x74mm		VRWW4
5	316 Marine grade steel construction with brushed finish and name windows with the option to surface or flush mount (Electronics sold separately)	130x226x74mm		VRWW5
8	316 Marine grade steel construction with brushed finish and name windows with the option to surface or flush mount (Electronics sold separately)	130x226x74mm		VRWW8D

**VRM SURFACE HOUSING
(FOR THE PANELS SHOWN ABOVE)**

Panel Size	Dimensions (wxhxd)	Code
1	130x136x74mm	VRMSH1

Panel Size	Dimensions (wxhxd)	Code
2	130x226x74mm	VRMSH2



VRW VIDEO

1-8 BUTTON MODULAR VIDEO & PROXIMITY READER HOUSING WITH NAME WINDOWS, MANUFACTURED IN THE UK WITH VANDAL RESISTANT FACE PLATES



COMPATIBLE SYSTEMS



STANDARD FINISHES



VRM/VRW

BRUSHED
STAINLESS
STEEL



BLM/BLW

SATIN
BLACK



BRM/BRW

CLASSIC
BRASS

BESPOKE OPTIONS AVAILABLE




OVER 9000
RAL COLOURS TO
CHOOSE FROM



LASER ENGRAVING
& ETCHING

DIMENSIONS - SIZE 2



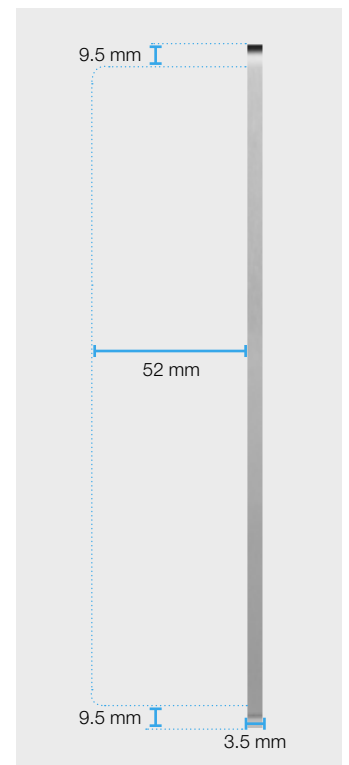
DIMENSIONS - SIZE 3



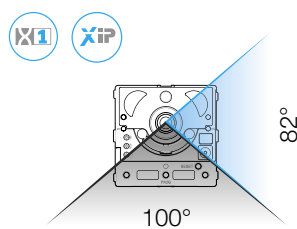
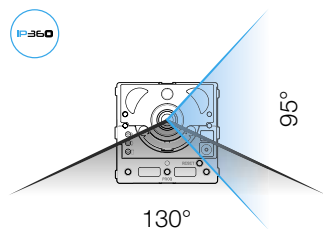
SURFACE MOUNTED



FLUSH MOUNTED



VIEWING ANGLE





VRW VIDEO WITH PROXIMITY READER FASCIA - 1 BUTTON



VRW VIDEO WITH PROXIMITY READER FASCIA - 2 BUTTON



VRW VIDEO WITH PROXIMITY READER FASCIA - 3 BUTTON



VRW VIDEO WITH PROXIMITY READER FASCIA - 4 BUTTON



VRW VIDEO WITH PROXIMITY READER FASCIA - 5 BUTTON



VRW VIDEO WITH PROXIMITY READER FASCIA - 8 BUTTON

VRW ENTRY PANELS WITH VIDEO 1-8 BUTTON – ELECTRONIC MODULES & SURFACE HOUSING SOLD SEPERATLEY

Buttons	Description	Size (mm) (wxhxd)	System	Code
1	316 Marine grade steel construction with brushed finish, name windows and multi proximity reader mounting bracket with the option to surface or flush mount (Electronics sold separately)	130x226x74mm	IXI XIP P380	VRWVP1
2	316 Marine grade steel construction with brushed finish, name windows and multi proximity reader mounting bracket with the option to surface or flush mount (Electronics sold separately)	130x316x74mm	IXI XIP P380	VRWVP2
3	316 Marine grade steel construction with brushed finish, name windows and multi proximity reader mounting bracket with the option to surface or flush mount (Electronics sold separately)	130x316x74mm	IXI XIP P380	VRWVP3
4	316 Marine grade steel construction with brushed finish, name windows and multi proximity reader mounting bracket with the option to surface or flush mount (Electronics sold separately)	130x316x74mm	IXI XIP P380	VRWVP4
5	316 Marine grade steel construction with brushed finish, name windows and multi proximity reader mounting bracket with the option to surface or flush mount (Electronics sold separately)	130x316x74mm	IXI XIP P380	VRWVP5
8	316 Marine grade steel construction with brushed finish, name windows and multi proximity reader mounting bracket with the option to surface or flush mount (Electronics sold separately)	130x316x74mm	IXI XIP P380	VRWVP8D

VRM SURFACE HOUSING (FOR THE PANELS SHOWN ABOVE)

Panel Size	Dimensions (wxhxd)	Code
2	130x226x74mm	VRMSH2
3	130x316x74mm	VRMSH3

MULTIPLE READERS, ONE SOLUTION

ALL PANELS SHOWN INCLUDE THE MULTI PROX BRACKET AS STANDARD, SUITABLE FOR USE WITH THE FOLLOWING READERS:

PLEASE REFER TO PAGE 9 FOR FURTHER DETAILS

Impro GB/MTMMDR, Paxton proximity panel mount reader (390-135), PAC OneProx GS3-LF Panel, TDSi PANEL garde Panel mount reader, ACTpro X 1030PM Panel mount reader, ACTpro mifare 1030PM Panel mount proximity reader, HID ProxPoint Plus 6005, Paxton P38 Prox Reader. May also be suitable for standard 4 hole panel mount style reader upto 75mm(h) x 75mm(w) x 30mm(d)



VRW VIDEO

1-8 BUTTON MODULAR VIDEO & KEYPAD HOUSING WITH NAME WINDOWS,
MANUFACTURED IN THE UK WITH VANDAL RESISTANT FACE PLATES



COMPATIBLE SYSTEMS



STANDARD FINISHES



VRM/VRW

BRUSHED
STAINLESS
STEEL



BLM/BLW


SATIN
BLACK



BRM/BRW

CLASSIC
BRASS

BESPOKE OPTIONS AVAILABLE



OVER 9000
RAL COLOURS TO
CHOOSE FROM



LASER ENGRAVING
& ETCHING

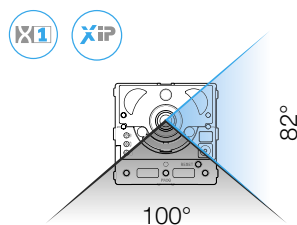
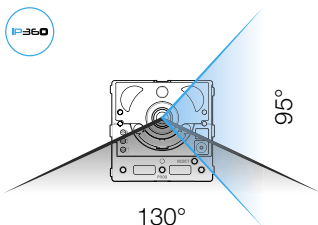
DIMENSIONS - SIZE 2



DIMENSIONS - SIZE 3



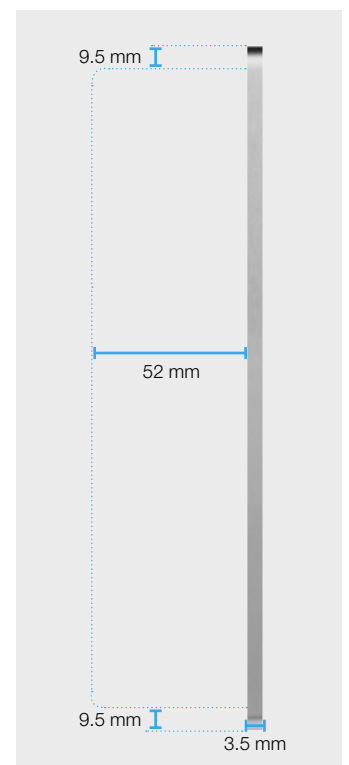
VIEWING ANGLE



SURFACE MOUNTED



FLUSH MOUNTED





VRW VIDEO WITH CODED
KEYPAD FASCIA - 1 BUTTON



VRW VIDEO WITH CODED
KEYPAD FASCIA - 2 BUTTON



VRW VIDEO WITH CODED
KEYPAD FASCIA - 3 BUTTON



VRW VIDEO WITH CODED
KEYPAD FASCIA - 4 BUTTON



VRW VIDEO WITH CODED
KEYPAD FASCIA - 5 BUTTON



VRW VIDEO WITH CODED
KEYPAD FASCIA - 8 BUTTON

VRW ENTRY PANELS WITH VIDEO 1-8 BUTTON – ELECTRONIC MODULES & SURFACE HOUSING SOLD SEPERATLEY

Buttons	Description	Size (mm) (wxhxd)	System	Code
1	316 Marine grade steel construction with brushed finish, name windows and coded keypad housing with the option to surface or flush mount (Electronics sold separately)	130x226x74mm	X1 XIP ENABO	VRWVK1
2	316 Marine grade steel construction with brushed finish, name windows and coded keypad housing with the option to surface or flush mount (Electronics sold separately)	130x316x74mm	X1 XIP ENABO	VRWVK2
3	316 Marine grade steel construction with brushed finish, name windows and coded keypad housing with the option to surface or flush mount (Electronics sold separately)	130x316x74mm	X1 XIP ENABO	VRWVK3
4	316 Marine grade steel construction with brushed finish, name windows and coded keypad housing with the option to surface or flush mount (Electronics sold separately)	130x316x74mm	X1 XIP ENABO	VRWVK4
5	316 Marine grade steel construction with brushed finish, name windows and coded keypad housing with the option to surface or flush mount (Electronics sold separately)	130x316x74mm	X1 XIP ENABO	VRWVK5
8	316 Marine grade steel construction with brushed finish, name windows and coded keypad housing with the option to surface or flush mount (Electronics sold separately)	130x316x74mm	X1 XIP ENABO	VRWVK8D

**VRM SURFACE HOUSING
(FOR THE PANELS SHOWN ABOVE)**

Panel Size	Dimensions (wxhxd)	Code
2	130x226x74mm	VRMSH2

Panel Size	Dimensions (wxhxd)	Code
3	130x316x74mm	VRMSH3

VRM AUDIO


1-6 BUTTON MODULAR AUDIO WITH UK MANUFACTURED VANDAL RESISTANT FACE PLATES




COMPATIBLE SYSTEMS




STANDARD FINISHES




BESPOKE OPTIONS AVAILABLE



SYSTEM 200



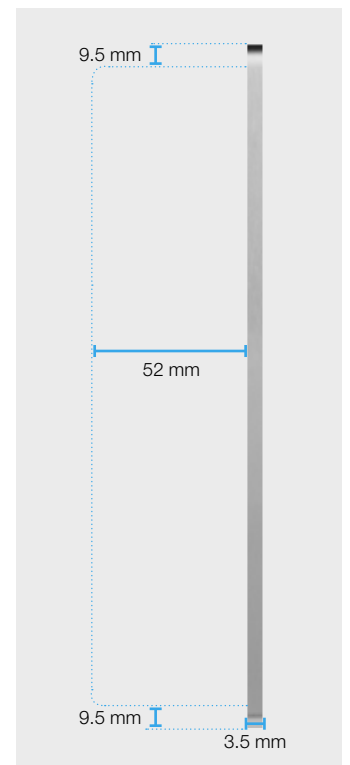
DIMENSIONS - SIZE 2



SURFACE MOUNTED



FLUSH MOUNTED



All panels shown are compatible with 4G, X1, XiP and IP360 electronics. For multi-wire system 200 Audio the VRMAL range is used. There are no LED indicators on System 200 VRMAL entry panels.



VRM AUDIO - 1 BUTTON



VRM AUDIO - 2 BUTTON



VRM AUDIO - 3 BUTTON



VRM AUDIO - 4 BUTTON



VRM AUDIO - 5 BUTTON



VRM AUDIO - 6 BUTTON

VRM ENTRY PANELS WITH AUDIO 1-6 BUTTON - ELECTRONIC MODULES & SURFACE HOUSING SOLD SEPERATLEY

Buttons	Description	Size (mm) (wxhxd)	System	Code
1	316 Marine grade steel construction with brushed finish with the option to surface or flush mount (Electronics sold separately)	130x226x74mm	X1 XIP IP-300 4G 200	VRMA1
2	316 Marine grade steel construction with brushed finish with the option to surface or flush mount (Electronics sold separately)	130x226x74mm	X1 XIP IP-300 4G 200	VRMA2
3	316 Marine grade steel construction with brushed finish with the option to surface or flush mount (Electronics sold separately)	130x226x74mm	X1 XIP IP-300 4G 200	VRMA3
4	316 Marine grade steel construction with brushed finish with the option to surface or flush mount (Electronics sold separately)	130x226x74mm	X1 XIP IP-300 4G 200	VRMA4
5	316 Marine grade steel construction with brushed finish with the option to surface or flush mount (Electronics sold separately)	130x226x74mm	X1 XIP IP-300 4G 200	VRMA5
6	316 Marine grade steel construction with brushed finish with the option to surface or flush mount (Electronics sold separately)	130x226x74mm	X1 XIP IP-300 4G 200	VRMA6

**VRM SURFACE HOUSING
(FOR THE PANELS SHOWN ABOVE)**

Panel Size	Dimensions (wxhxd)	Code
2	130x226x74mm	VRMSH2

VRM AUDIO

1-6 BUTTON MODULAR AUDIO & PROXIMITY READER HOUSING
MANUFACTURED IN THE UK WITH VANDAL RESISTANT FACE PLATES




COMPATIBLE SYSTEMS




STANDARD FINISHES



BESPOKE OPTIONS AVAILABLE



SYSTEM 200



All panels shown are compatible with 4G, X1, XiP and IP360 electronics. For multi-wire system 200 Audio the VRMAL range is used. There are no LED indicators on System 200 VRMAL entry panels.

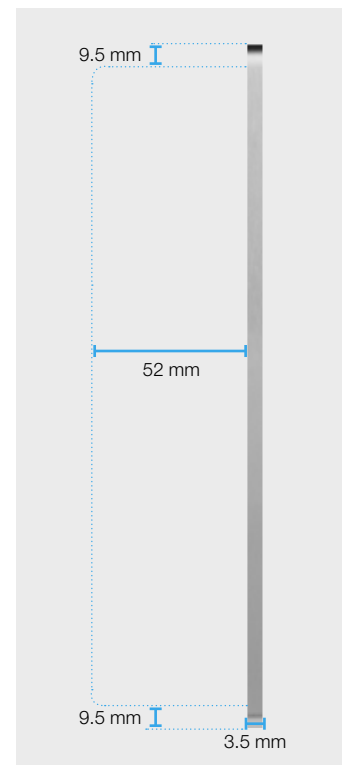
DIMENSIONS - SIZE 3



SURFACE MOUNTED



FLUSH MOUNTED





VRM AUDIO WITH PROXIMITY READER FASCIA - 1 BUTTON



VRM AUDIO WITH PROXIMITY READER FASCIA - 2 BUTTON



VRM AUDIO WITH PROXIMITY READER FASCIA - 3 BUTTON



VRM AUDIO WITH PROXIMITY READER FASCIA - 4 BUTTON



VRM AUDIO WITH PROXIMITY READER FASCIA - 5 BUTTON



VRM AUDIO WITH PROXIMITY READER FASCIA - 6 BUTTON

VRM ENTRY PANELS WITH AUDIO 1-6 BUTTON – ELECTRONIC MODULES & SURFACE HOUSING SOLD SEPERATLEY

Buttons	Description	Size (mm) (wxhxd)	System	Code
1	316 Marine grade steel construction with brushed finish and multi proximity reader mounting bracket with the option to surface or flush mount (Electronics sold separately)	130x316x74mm	X(1) XIP IP-350 4G 200	VRMAP1
2	316 Marine grade steel construction with brushed finish and multi proximity reader mounting bracket with the option to surface or flush mount (Electronics sold separately)	130x316x74mm	X(1) XIP IP-350 4G 200	VRMAP2
3	316 Marine grade steel construction with brushed finish and multi proximity reader mounting bracket with the option to surface or flush mount (Electronics sold separately)	130x316x74mm	X(1) XIP IP-350 4G 200	VRMAP3
4	316 Marine grade steel construction with brushed finish and multi proximity reader mounting bracket with the option to surface or flush mount (Electronics sold separately)	130x316x74mm	X(1) XIP IP-350 4G 200	VRMAP4
5	316 Marine grade steel construction with brushed finish and multi proximity reader mounting bracket with the option to surface or flush mount (Electronics sold separately)	130x316x74mm	X(1) XIP IP-350 4G 200	VRMAP5
6	316 Marine grade steel construction with brushed finish and multi proximity reader mounting bracket with the option to surface or flush mount (Electronics sold separately)	130x316x74mm	X(1) XIP IP-350 4G 200	VRMAP6

**VRM SURFACE HOUSING
(FOR THE PANELS SHOWN ABOVE)**

Panel Size	Dimensions (wxhxd)	Code
3	130x316x74mm	VRMSH3

MULTIPLE READERS, ONE SOLUTION

ALL PANELS SHOWN INCLUDE THE MULTI PROX BRACKET AS STANDARD, SUITABLE FOR USE WITH THE FOLLOWING READERS:

PLEASE REFER TO PAGE 9 FOR FURTHER DETAILS

Impro GB/MTMMDR, Paxton proximity panel mount reader (390-135), PAC OneProx GS3-LF Panel, TDSi PANEL garde Panel mount reader, ACTpro X 1030PM Panel mount reader, ACTpro mifare 1030PM Panel mount proximity reader, HID ProxPoint Plus 6005, Paxton P38 Prox Reader. May also be suitable for standard 4 hole panel mount style reader upto 75mm(h) x 75mm(w) x 30mm(d)

VRM AUDIO


1-6 BUTTON MODULAR AUDIO & CODED KEYPAD HOUSING MANUFACTURED IN THE UK WITH VANDAL RESISTANT FACE PLATES




COMPATIBLE SYSTEMS



STANDARD FINISHES



BESPOKE OPTIONS AVAILABLE



SYSTEM 200



All panels shown are compatible with 4G, X1, XiP and IP360 electronics. For multi-wire system 200 Audio the VRMAL range is used. There are no LED indicators on System 200 VRMAL entry panels.

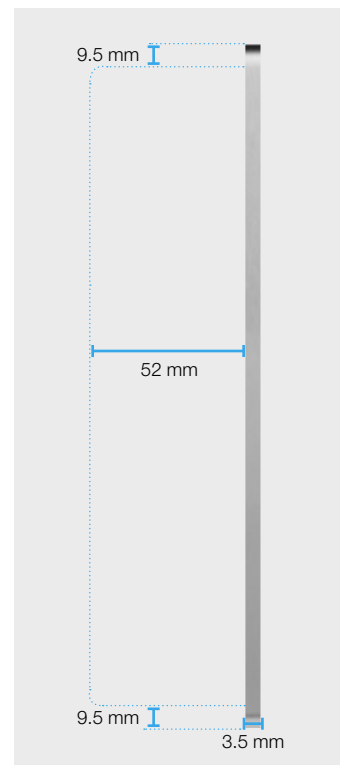
DIMENSIONS - SIZE 3



SURFACE MOUNTED



FLUSH MOUNTED





VRM AUDIO WITH CODED
KEYPAD FASCIA - 1 BUTTON



VRM AUDIO WITH CODED
KEYPAD FASCIA - 2 BUTTON



VRM AUDIO WITH CODED
KEYPAD FASCIA - 3 BUTTON



VRM AUDIO WITH CODED
KEYPAD FASCIA - 4 BUTTON



VRM AUDIO WITH CODED
KEYPAD FASCIA - 5 BUTTON



VRM AUDIO WITH CODED
KEYPAD FASCIA - 6 BUTTON

VRM ENTRY PANELS WITH AUDIO 1-6 BUTTON – ELECTRONIC MODULES & SURFACE HOUSING SOLD SEPERATLEY

Buttons	Description	Size (mm) (wxhxd)	System	Code
1	316 Marine grade steel construction with brushed finish and coded keypad housing with the option to surface or flush mount (Electronics sold separately)	130x316x74mm	X1 XIP IP-350 4G 200	VRMAK1
2	316 Marine grade steel construction with brushed finish and coded keypad housing with the option to surface or flush mount (Electronics sold separately)	130x316x74mm	X1 XIP IP-350 4G 200	VRMAK2
3	316 Marine grade steel construction with brushed finish and coded keypad housing with the option to surface or flush mount (Electronics sold separately)	130x316x74mm	X1 XIP IP-350 4G 200	VRMAK3
4	316 Marine grade steel construction with brushed finish and coded keypad housing with the option to surface or flush mount (Electronics sold separately)	130x316x74mm	X1 XIP IP-350 4G 200	VRMAK4
5	316 Marine grade steel construction with brushed finish and coded keypad housing with the option to surface or flush mount (Electronics sold separately)	130x316x74mm	X1 XIP IP-350 4G 200	VRMAK5
6	316 Marine grade steel construction with brushed finish and coded keypad housing with the option to surface or flush mount (Electronics sold separately)	130x316x74mm	X1 XIP IP-350 4G 200	VRMAK6

VRM SURFACE HOUSING (FOR THE PANELS SHOWN ABOVE)

Panel Size	Dimensions (wxhxd)	Code
3	130x316x74mm	VRMSH3

VRW AUDIO

1-8 BUTTON MODULAR AUDIO WITH NAME WINDOWS MANUFACTURED IN THE UK WITH VANDAL RESISTANT FACE PLATES




COMPATIBLE SYSTEMS



STANDARD FINISHES



BESPOKE OPTIONS AVAILABLE

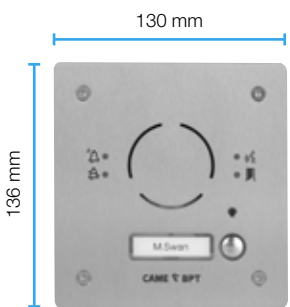


**OVER 9000
RAL COLOURS TO
CHOOSE FROM**




**LASER ENGRAVING
& ETCHING**

DIMENSIONS - SIZE 1



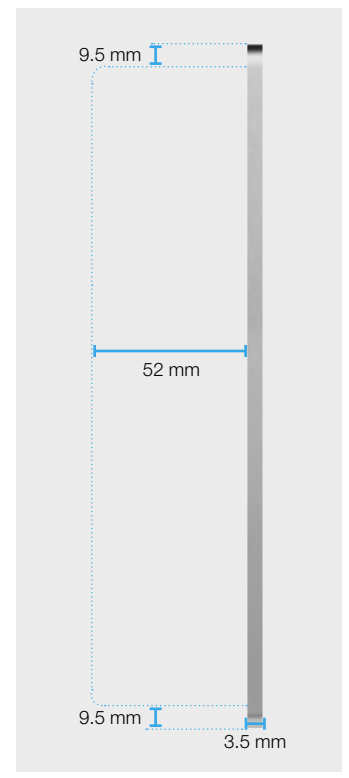
DIMENSIONS - SIZE 2



SURFACE MOUNTED



FLUSH MOUNTED



SYSTEM 200



200

All panels shown are compatible with 4G, X1, XiP and IP360 electronics. For multi-wire system 200 Audio the VRMAL range is used. There are no LED indicators on System 200 VRMAL entry panels.



VRW AUDIO - 1 BUTTON



VRW AUDIO - 2 BUTTON



VRW AUDIO - 3 BUTTON



VRW AUDIO - 4 BUTTON



VRW AUDIO - 5 BUTTON



VRW AUDIO - 8 BUTTON

VRW ENTRY PANELS WITH AUDIO 1-8 BUTTON - ELECTRONIC MODULES & SURFACE HOUSING SOLD SEPERATLEY

Buttons	Description	Size (mm) (wxhxd)	System	Code
1	316 Marine grade steel construction with brushed finish and name windows with the option to surface or flush mount (Electronics sold separately)	130x136x74mm	X1 XIP IP-300 4G 200	VRWA1
2	316 Marine grade steel construction with brushed finish and name windows with the option to surface or flush mount (Electronics sold separately)	130x226x74mm	X1 XIP IP-300 4G 200	VRWA2
3	316 Marine grade steel construction with brushed finish and name windows with the option to surface or flush mount (Electronics sold separately)	130x226x74mm	X1 XIP IP-300 4G 200	VRWA3
4	316 Marine grade steel construction with brushed finish and name windows with the option to surface or flush mount (Electronics sold separately)	130x226x74mm	X1 XIP IP-300 4G 200	VRWA4
5	316 Marine grade steel construction with brushed finish and name windows with the option to surface or flush mount (Electronics sold separately)	130x226x74mm	X1 XIP IP-300 4G 200	VRWA5
8	316 Marine grade steel construction with brushed finish and name windows with the option to surface or flush mount (Electronics sold separately)	130x226x74mm	X1 XIP IP-300 4G 200	VRWA8D

**VRM SURFACE HOUSING
(FOR THE PANELS SHOWN ABOVE)**

Panel Size	Dimensions (wxhxd)	Code
1	130x136x74mm	VRMSH1

Panel Size	Dimensions (wxhxd)	Code
2	130x226x74mm	VRMSH2

VRW AUDIO


**1-8 BUTTON MODULAR AUDIO WITH NAME WINDOWS AND PROXIMITY READER
HOUSING MANUFACTURED IN THE UK WITH VANDAL RESISTANT FACE PLATES**




COMPATIBLE SYSTEMS



STANDARD FINISHES



BESPOKE OPTIONS AVAILABLE



**OVER 9000
RAL COLOURS TO
CHOOSE FROM**



**LASER ENGRAVING
& ETCHING**

DIMENSIONS - SIZE 2



DIMENSIONS - SIZE 3



SYSTEM 200



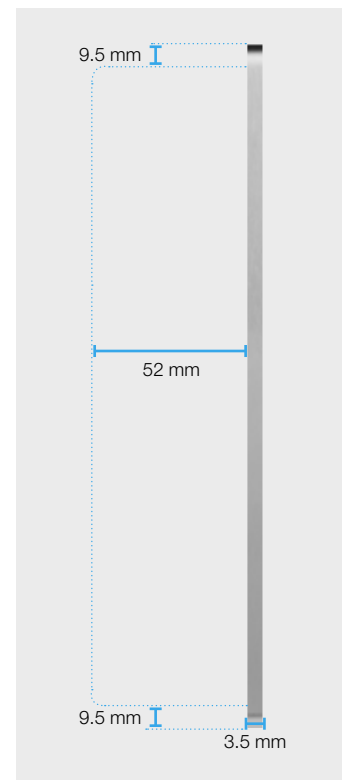
200

All panels shown are compatible with 4G, X1, XiP and IP360 electronics. For multi-wire system 200 Audio the VRMAL range is used. There are no LED indicators on System 200 VRMAL entry panels.

SURFACE MOUNTED



FLUSH MOUNTED





VRW AUDIO WITH PROMITY READER FASCIA - 1 BUTTON



VRW AUDIO WITH PROMITY READER FASCIA - 2 BUTTON



VRW AUDIO WITH PROMITY READER FASCIA - 3 BUTTON



VRW AUDIO WITH PROMITY READER FASCIA - 4 BUTTON



VRW AUDIO WITH PROMITY READER FASCIA - 5 BUTTON



VRW AUDIO WITH PROMITY READER FASCIA - 8 BUTTON

VRW ENTRY PANELS WITH AUDIO 1-8 BUTTON – ELECTRONIC MODULES & SURFACE HOUSING SOLD SEPERATLEY

Buttons	Description	Size (mm) (wxhxd)	System	Code
1	316 Marine grade steel construction with brushed finish, name windows and multi proximity reader mounting bracket with the option to surface or flush mount (Electronics sold separately)	130x226x74mm	X1 XIP IP-350 4G 200	VRWAP1
2	316 Marine grade steel construction with brushed finish, name windows and multi proximity reader mounting bracket with the option to surface or flush mount (Electronics sold separately)	130x316x74mm	X1 XIP IP-350 4G 200	VRWAP2
3	316 Marine grade steel construction with brushed finish, name windows and multi proximity reader mounting bracket with the option to surface or flush mount (Electronics sold separately)	130x316x74mm	X1 XIP IP-350 4G 200	VRWAP3
4	316 Marine grade steel construction with brushed finish, name windows and multi proximity reader mounting bracket with the option to surface or flush mount (Electronics sold separately)	130x316x74mm	X1 XIP IP-350 4G 200	VRWAP4
5	316 Marine grade steel construction with brushed finish, name windows and multi proximity reader mounting bracket with the option to surface or flush mount (Electronics sold separately)	130x316x74mm	X1 XIP IP-350 4G 200	VRWAP5
8	316 Marine grade steel construction with brushed finish, name windows and multi proximity reader mounting bracket with the option to surface or flush mount (Electronics sold separately)	130x316x74mm	X1 XIP IP-350 4G 200	VRWAP8D

VRM SURFACE HOUSING (FOR THE PANELS SHOWN ABOVE)

Panel Size	Dimensions (wxhxd)	Code
2	130x226x74mm	VRMSH2
3	130x316x74mm	VRMSH3

MULTIPLE READERS, ONE SOLUTION

ALL PANELS SHOWN INCLUDE THE MULTI PROX BRACKET AS STANDARD, SUITABLE FOR USE WITH THE FOLLOWING READERS:

PLEASE REFER TO PAGE 9 FOR FURTHER DETAILS

Impro GB/MTMMDR, Paxton proximity panel mount reader (390-135), PAC OneProx GS3-LF Panel, TDSi PANEL garde Panel mount reader, ACTpro X 1030PM Panel mount reader, ACTpro mifare 1030PM Panel mount proximity reader, HID ProxPoint Plus 6005, Paxton P38 Prox Reader. May also be suitable for standard 4 hole panel mount style reader upto 75mm(h) x 75mm(w) x 30mm(d)

VRW AUDIO


**1-8 BUTTON MODULAR AUDIO WITH NAME WINDOWS & CODED KEYPAD
HOUSING MANUFACTURED IN THE UK WITH VANDAL RESISTANT FACE PLATES**



COMPATIBLE SYSTEMS



STANDARD FINISHES



BESPOKE OPTIONS AVAILABLE



DIMENSIONS - SIZE 2



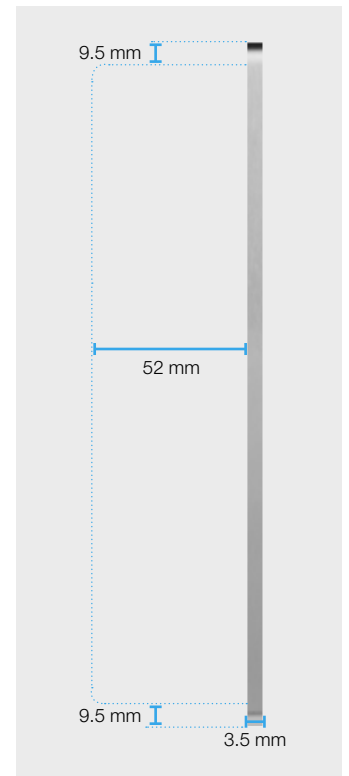
DIMENSIONS - SIZE 3



SURFACE MOUNTED



FLUSH MOUNTED



SYSTEM 200



All panels shown are compatible with 4G, X1, XiP and IP360 electronics. For multi-wire system 200 Audio the VRMAL range is used. There are no LED indicators on System 200 VRMAL entry panels.



VRW AUDIO WITH CODED
KEYPAD FASCIA - 1 BUTTON



VRW AUDIO WITH CODED
KEYPAD FASCIA - 2 BUTTON



VRW AUDIO WITH CODED
KEYPAD FASCIA - 3 BUTTON



VRW AUDIO WITH CODED
KEYPAD FASCIA - 4 BUTTON



VRW AUDIO WITH CODED
KEYPAD FASCIA - 5 BUTTON



VRW AUDIO WITH CODED
KEYPAD FASCIA - 8 BUTTON

VRW ENTRY PANELS WITH AUDIO 1-8 BUTTON – ELECTRONIC MODULES & SURFACE HOUSING SOLD SEPERATLEY

Buttons	Description	Size (mm) (wxhxd)	System	Code
1	316 Marine grade steel construction with brushed finish, name windows and coded keypad housing with the option to surface or flush mount (Electronics sold separately)	130x226x74mm	X1 XIP IP-350 4G 200	VRWAK1
2	316 Marine grade steel construction with brushed finish, name windows and coded keypad housing with the option to surface or flush mount (Electronics sold separately)	130x316x74mm	X1 XIP IP-350 4G 200	VRWAK2
3	316 Marine grade steel construction with brushed finish, name windows and coded keypad housing with the option to surface or flush mount (Electronics sold separately)	130x316x74mm	X1 XIP IP-350 4G 200	VRWAK3
4	316 Marine grade steel construction with brushed finish, name windows and coded keypad housing with the option to surface or flush mount (Electronics sold separately)	130x316x74mm	X1 XIP IP-350 4G 200	VRWAK4
5	316 Marine grade steel construction with brushed finish, name windows and coded keypad housing with the option to surface or flush mount (Electronics sold separately)	130x316x74mm	X1 XIP IP-350 4G 200	VRWAK5
8	316 Marine grade steel construction with brushed finish, name windows and coded keypad housing with the option to surface or flush mount (Electronics sold separately)	130x316x74mm	X1 XIP IP-350 4G 200	VRWAK8D

VRM SURFACE HOUSING (FOR THE PANELS SHOWN ABOVE)

Panel Size	Dimensions (wxhxd)	Code
2	130x226x74mm	VRMSH2

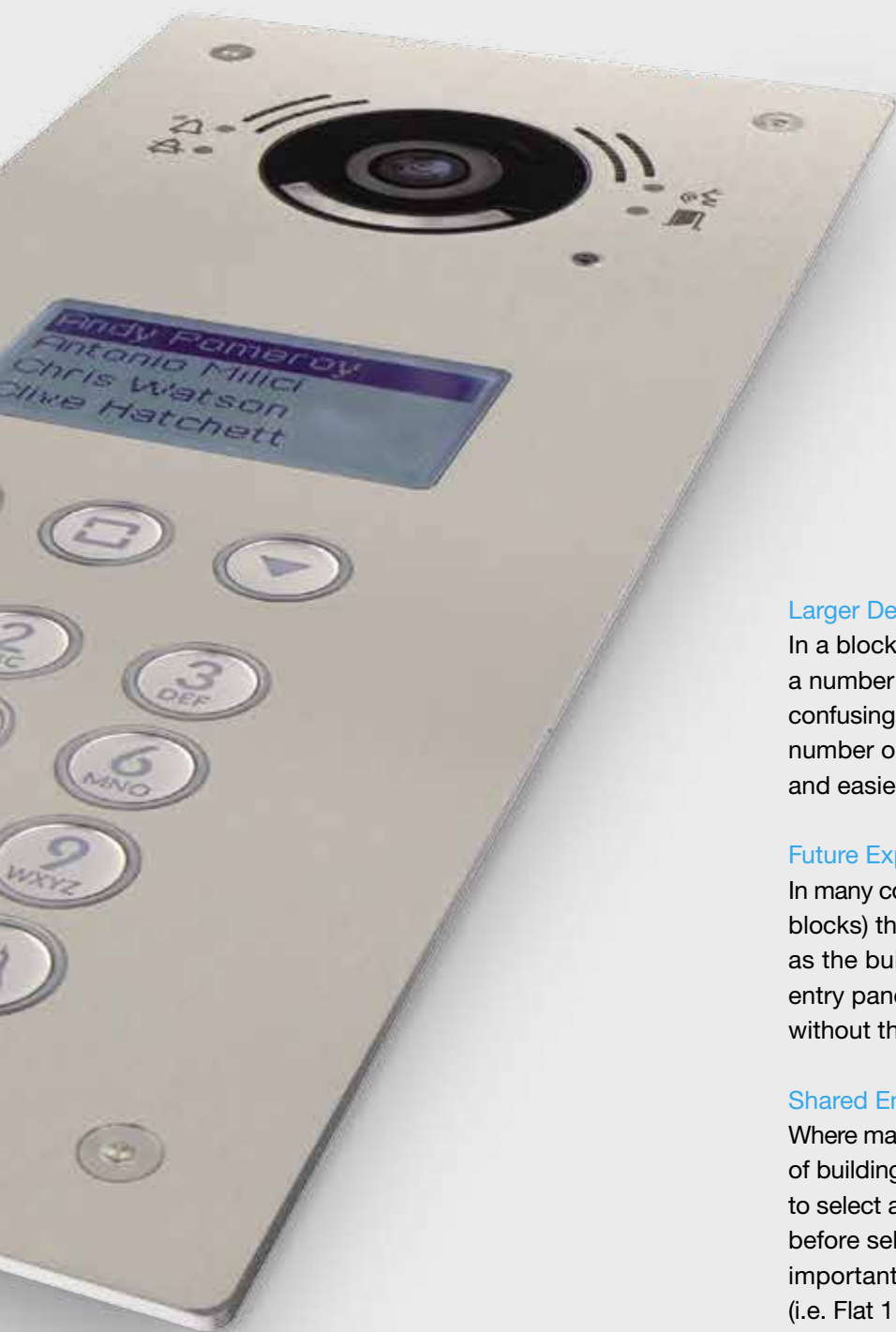
Panel Size	Dimensions (wxhxd)	Code
3	130x316x74mm	VRMSH3

VRM DIGITAL AUDIO & VIDEO ENTRY PANELS



WHAT IS A DIGITAL ENTRY PANEL?

For a door entry system that uses digital technology throughout (such as IP360, X1 or XiP) by definition all of the entry points to the system are 'digital'. Typically though, the term 'digital entry panel' refers to an entry point that uses a numbered keypad rather than individual push buttons to call an apartment.



Larger Developments

In a block of multiple apartments, an entry point with a number of push buttons may become quite large or confusing for the visitor to use. Dialing an apartment by number or selecting from a display list can be quicker and easier in operation.

Future Expansion

In many commercial systems (such as multi tenant office blocks) the total number of receivers will only be known as the building becomes occupied. Installing a digital entry panel will allow for future expansion of the system without the need to replace the entry point.

Shared Entrances

Where main gates or doors are shared between a number of buildings, some digital entry panels offer the flexibility to select a block either from a display list, or by number, before selecting an apartment to call. This is particularly important where dwellings of the same number exist (i.e. Flat 1 Block A, Flat 1 Block B).

Information Screen

Some installations require an information screen to display a building name rather than a number, or to replace instructions to the user. In this instance a digital entry panel will be needed.

WHEN TO USE A DIGITAL ENTRY PANEL?

It may just be aesthetically more acceptable to the client for an entry panel to have a keypad rather than an individual push button. There are however, a number of reasons why a fully digital entry panel may be more suitable to use. Whatever the reason, the CAME range has a solution to perfectly suit any requirement.



VRM DIGITAL WITH DISPLAY

AUDIO OR VIDEO MODULAR PANEL WITH DIGITAL DISPLAY
AND KEYPAD HOUSINGS MANUFACTURED IN THE UK

COMPATIBLE SYSTEMS



VRM DIGITAL

VRM Digital with display has been designed to provide a very stylish and understated digital entrance solution. The simple keypad or scroll button operation combined with the backlit contrast LCD screen make it perfect for use in multiple residence or commercial applications.

As with the whole VRM range, the panel can be flush or surface mounted with that addition of the VRMSH housing.

The keypad illumination has adjustable brightness (or can be switched off) with blue or white back lighting if required.

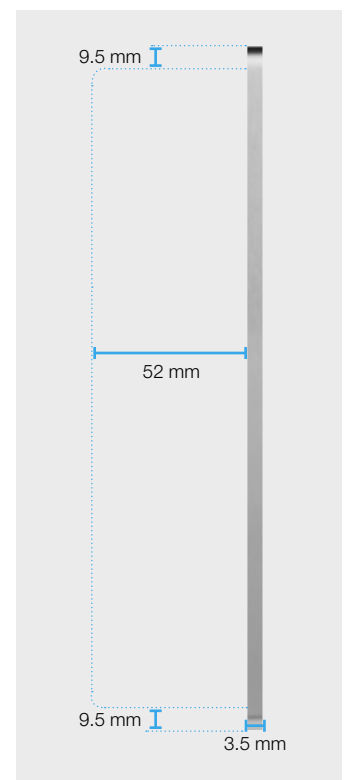
Versions are available that include the Multi proximity reader window or dedicated trades and porter call buttons.

The VRM digital with display range is incredibly versatile and suitable and stylish enough for numerous applications.

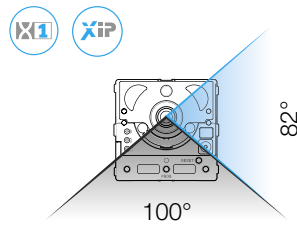
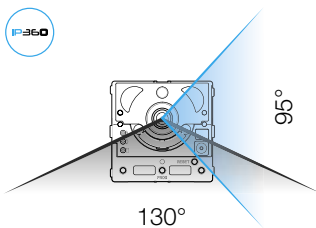


SURFACE MOUNTED

FLUSH MOUNTED



VIEWING ANGLE



STANDARD FINISHES



VRM/VRW

**BRUSHED
STAINLESS
STEEL**



BLM/BLW

**SATIN
BLACK**



BRM/BRW

**CLASSIC
BRASS**

BESPOKE OPTIONS AVAILABLE



**OVER 9000
RAL COLOURS TO
CHOOSE FROM**



**LASER ENGRAVING
& ETCHING**

VRM DIGITAL ENTRY PANELS OPTIONS – ELECTRONIC MODULES & SURFACE HOUSINGS SOLD SEPERATLEY

Description	Size (mm) (wxhxd)	System	Code
316 Marine Grade steel construction with brushed finish. Comes complete with Camera lens, display screen and keypad fascias (Electronics sold separately). For an Audio only digital option use the code VRMADYDIGI	130x316x74mm		VRMVDYDIGI
316 Marine Grade steel construction with brushed finish. Comes complete with Camera lens, display screen, keypad fascias and single stainless steel push button engraved TRADES (Electronics sold separately). For an Audio only digital option use the code VRMADYDIGI/T	130x406x74mm		VRMVDYDIGI/T
316 Marine Grade steel construction with brushed finish. Comes complete with Camera lens, display screen, keypad fascias and single stainless steel push button engraved PORTER (Electronics sold separately). For an Audio only digital option use the code VRMADYDIGI/P	130x406x74mm		VRMVDYDIGI/P
316 Marine Grade steel construction with brushed finish. Comes complete with Camera lens, display screen, keypad and multi prox reader fascias (Electronics sold separately). For an Audio only digital option use the code VRMAPDYDIGI	130x406x74mm		VRMVPDYDIGI
316 Marine Grade steel construction with brushed finish. Comes complete with Camera lens, display screen, keypad and multi prox reader fascias. Single stainless steel push button engraved TRADES (Electronics sold separately). For an Audio only digital option use the code VRMAPDYDIGI/T	130x496x74mm		VRMVPDYDIGI/T
316 Marine Grade steel construction with brushed finish. Comes complete with Camera lens, display screen, keypad and multi prox reader fascias. Single stainless steel push button engraved PORTER (Electronics sold separately). For an Audio only digital option use the code VRMAPDYDIGI/P	130x496x74mm		VRMVPDYDIGI/P

VRM SURFACE HOUSING

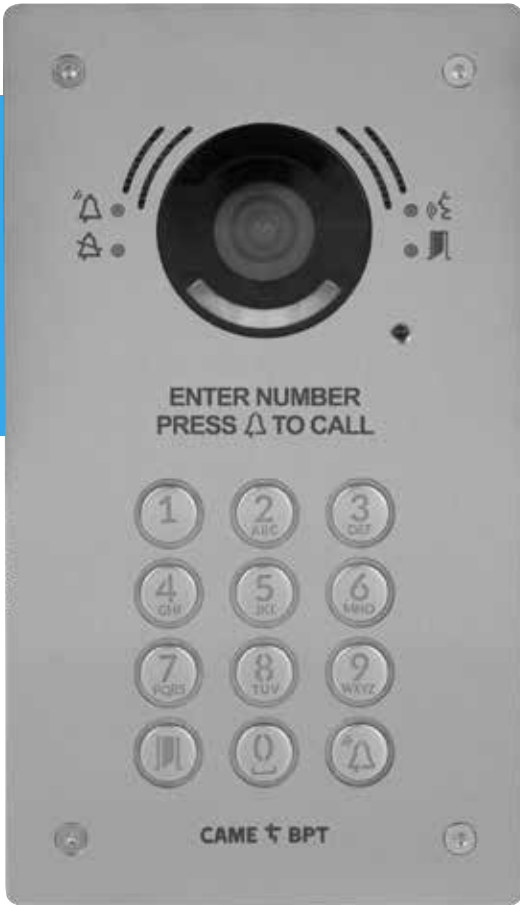
Panel Size	Dimensions (wxhxd)	Code
3	130x316x74mm	VRMSH3
4	130x406x74mm	VRMSH4
5	130x496x74mm	VRMSH5



VRM DIGITAL

AUDIO OR VIDEO MODULAR PANEL WITH DIGITAL KEYPAD HOUSING MANUFACTURED IN THE UK

COMPATIBLE SYSTEMS



VRM DIGITAL

VRM Digital has been designed to provide a very stylish and compact digital entrance solution which is typically more cost effective than digital entry panels with display screens. The simple keypad operation make it perfect for use in single block multiple residences or commercial applications.

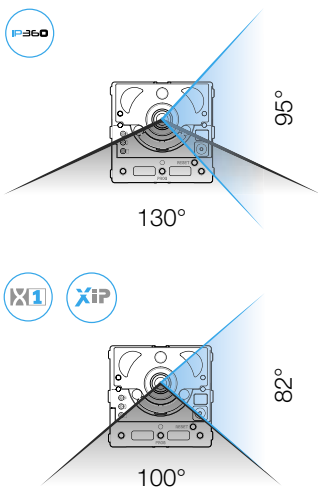
As with the whole VRM range, the panel can be flush or surface mounted with that addition of the VRMSH housing.

The keypad illumination has adjustable brightness (or can be switched off) with blue or white back lighting if required.

Versions are available that include the Multi proximity reader window or dedicated trades and porter call buttons.

The VRM digital range is incredibly versatile and suitable and stylish enough for numerous applications.

VIEWING ANGLE



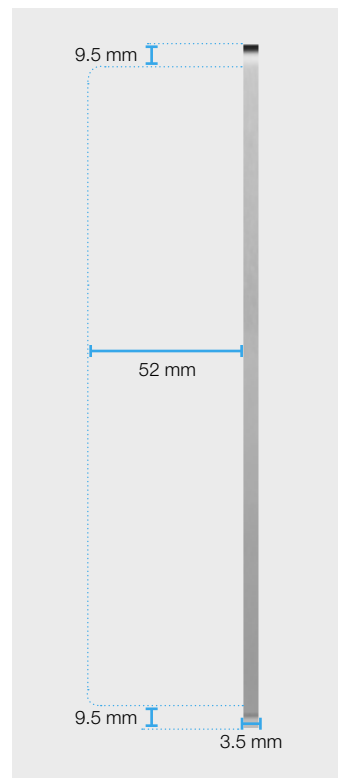
DIMENSIONS - SIZE 2



SURFACE MOUNTED



FLUSH MOUNTED



STANDARD FINISHES



VRM/VRW

**BRUSHED
STAINLESS
STEEL**



BLM/BLW

**SATIN
BLACK**



BRM/BRW

**CLASSIC
BRASS**

BESPOKE OPTIONS AVAILABLE



**OVER 9000
RAL COLOURS TO
CHOOSE FROM**



**LASER ENGRAVING
& ETCHING**

VRM DIGITAL ENTRY PANELS OPTIONS – ELECTRONIC MODULES & SURFACE HOUSINGS SOLD SEPERATLEY

Description	Size (mm) (wxhxd)	System	Code
316 Marine Grade steel construction with brushed finish. Comes complete with Camera lens, and keypad fascias. For an Audio only digital option use the code VRMADIGI	130x226x74mm		VRMVDIGI
316 Marine Grade steel construction with brushed finish. Comes complete with Camera lens and keypad fascias. Single stainless steel push button engraved TRADES (Electronics sold separately). For an Audio only digital option use the code VRMADIGI/T	130x316x74mm		VRMVDIGI/T
316 Marine Grade steel construction with brushed finish. Comes complete with Camera lens and keypad fascias. Single stainless steel push button engraved PORTER (Electronics sold separately). For an Audio only digital option use the code VRMADIGI/P	130x316x74mm		VRMVDIGI/P
316 Marine Grade steel construction with brushed finish. Comes complete with Camera lens, keypad and multi prox reader fascias (Electronics sold separately). For an Audio only digital option use the code VRMAPDIGI	130x316x74mm		VRMVPDIGI
316 Marine Grade steel construction with brushed finish. Comes complete with Camera lens, keypad and multi prox reader fascias. Single stainless steel push button engraved TRADES (Electronics sold separately). For an Audio only digital option use the code VRMAPDIGI/T	130x406x74mm		VRMVPDIGI/T
316 Marine Grade steel construction with brushed finish. Comes complete with Camera lens, keypad and multi prox reader fascias. Single stainless steel push button engraved PORTER (Electronics sold separately). For an Audio only digital option use the code VRMAPDIGI/P	130x406x74mm		VRMVPDIGI/P

VRM SURFACE HOUSING

Panel Size	Dimensions (wxhxd)	Code
3	130x316x74mm	VRMSH3
4	130x406x74mm	VRMSH4
5	130x496x74mm	VRMSH5



Image shows dedicated
Concierge call button




VRM DDA RANGE

AUDIO OR VIDEO MODULAR PANELS MANUFACTURED IN THE UK FOR SPECIALIST ACCESS REQUIREMENTS



VRM DDA VIDEO PANEL WITH MULTI PROXIMITY READER FASCIA, TACTILE /BRAILLE ILLUMINATED CALL BUTTON AND HEARING INDUCTION LOOP HOUSING



VRM DDA VIDEO PANEL WITH TACTILE /BRAILLE ILLUMINATED CALL BUTTON AND HEARING INDUCTION LOOP HOUSING

SIZE 5

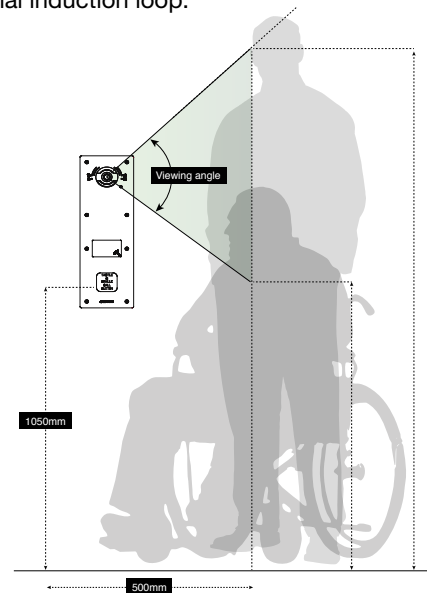
VRM DDA

With over 15 years of experience in providing DDA entrance systems to the NHS, TFL, the MOD, local authorities, housing associations and the private sector, we can assist in providing a solution whatever the environment.


THE DDA PANEL RANGE IS DESIGNED IN ACCORDANCE WITH:

- The Disability Discrimination Act 2005
- The Disability and Equality Act 2010
- RIBA 'A Guide for Assisted Living'
- BS 8300:2009 (Section 6.6)

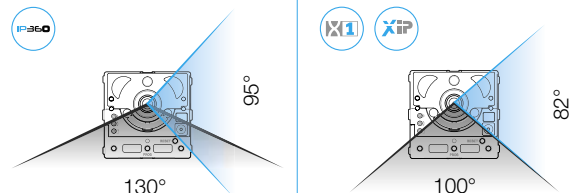
Manufactured in the UK to the highest standards after extensive research into relevant legislation, the panel designs are aimed at providing improved access solutions in line with the current Disability Discrimination Act and Disability and Equality Act (2010). The innovative stretched panel and wide angled camera design, means a single entry panel can be used for both standing and wheelchair height users. Features: Tactile push button, Indicator LED's, optional high contrast engraving and optional induction loop.



STANDARD DIMENSIONS - FULL RANGE OF CUSTOM OPTIONS AVAILABLE



VIEWING ANGLE



SIZE 3



VRM DDA AUDIO WITH TACTILE/BRAILLE ILLUMINATED CALL BUTTON



VRM DDA AUDIO WITH TACTILE/BRAILLE ILLUMINATED CALL BUTTON AND HEARING INDUCTION LOOP HOUSING



VRM DDA AUDIO WITH TACTILE/BRAILLE ILLUMINATED CALL BUTTON AND MULTI PROXIMITY READER HOUSING

SIZE 4



VRM DDA AUDIO WITH TACTILE/BRAILLE ILLUMINATED CALL BUTTON, HEARING INDUCTION LOOP HOUSING AND MULTI PROXIMITY READER HOUSING



VRM DDA VIDEO WITH TACTILE/BRAILLE ILLUMINATED CALL BUTTON



VRM DDA VIDEO WITH TACTILE/BRAILLE ILLUMINATED CALL BUTTON AND MULTI PROXIMITY READER HOUSING

VRM DDA ENTRY PANEL OPTIONS – ELECTRONIC MODULES & SURFACE HOUSING SOLD SEPERATLEY

Panel Size	Description	Size (mm) (w x h x d)	System	Code
3	VRM DDA Audio panel with braille button that can be surface or flush mounted	130x316x74mm	4G	VRMADDA1
3	VRM DDA Audio panel with hearing loop & braille button that can be surface or flush mounted	130x316x74mm	4G	VRMADDAHM1
3	VRM DDA Audio panel with RFID reader & braille button that can be surface or flush mounted	130x316x74mm	4G	VRMAPDDA1
4	VRM DDA Audio panel with RFID reader, braille button & hearing loop that can be surface or flush mounted	130x406x74mm	4G	VRMAPDDAHM1
4	VRM DDA Video panel with braille button that can be surface or flush mounted	130x406x74mm	4G	VRMVDDA1
4	VRM DDA Video panel with RFID reader & braille button that can be surface or flush mounted	130x406x74mm	4G	VRMVPDDA1
5	VRM DDA Video panel with RFID reader, braille button & hearing loop that can be surface or flush mounted	130x496x74mm	4G	VRMVPDDAHM1
5	VRM DDA Video panel with braille button & hearing loop that can be surface or flush mounted	130x496x74mm	4G	VRMVDDAHM1

VRM SURFACE HOUSING – PLEASE REFER TO PAGE 11

VRM HDP POSTS

MANUFACTURED IN THE UK FROM STAINLESS STEEL

Our HDP range of brushed stainless steel mounting posts consists of 2 standard sizes - 1400 and 1800 mm. Modular flexibility of VRM/VRW allows you to incorporate the complete range of systems and modules based on your requirements.

The removable face plate allows for up to five modules as standard to cover almost any combination and is made to order.

Bespoke posts can be manufactured to help achieve your perfect design.

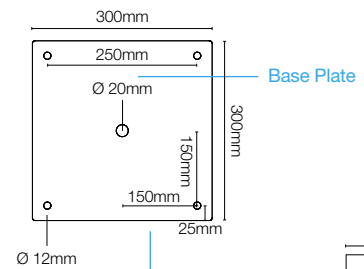
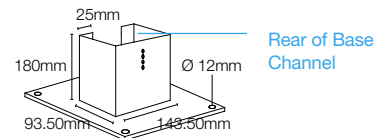
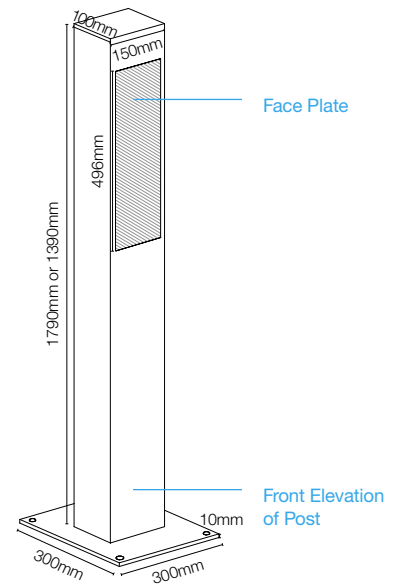
VRMPOST1400

Standard 1400mm high, brushed steel finish post, fitted with a size 5 panel.



VRMPOST1800

Standard 1800mm high, brushed steel finish post, fitted with a size 5 panel.

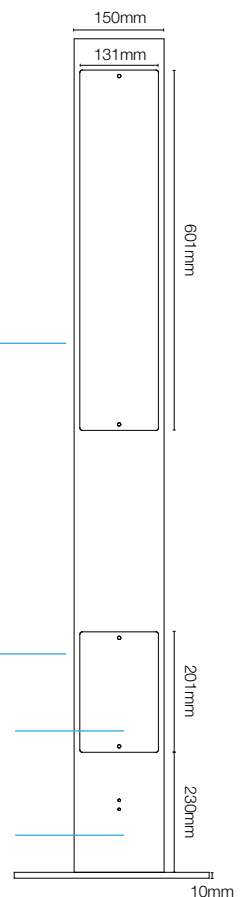


The base plate and post are separate with adjustable height options to allow for different floor finishes (if base plate is concealed)

Two access panels in the back of the post allow easy installation and cable connection points.


Cable Access Plate

Rear Elevation of Post



A WORLD OF COLOUR

CHOOSE A CUSTOM RAL FINISH TO ENHANCE YOUR DESIGN



UNIQUE FINISHES

As well as the four example colours shown, on our VRM HDP Range we can create a bespoke option, finished to suit the most exacting requirements. From high resistant powder coating in a vast range of RAL finishes to antique bronze and metal effect coatings, anything is possible. The range of finishes is vast so please call us with your most specific requirements.

OVER
9000
RAL COLOUR
OPTIONS
AVAILABLE



MOUNTING POSTS

MANUFACTURED IN THE UK FROM STAINLESS STEEL

For free standing panels at either pedestrian or vehicle entrances, a range of mounting posts are available. All posts are manufactured with a brushed steel finish, but can be coated to match most finishes.

A range of posts are held in stock and are available next day. For more bespoke solutions, integrated entry panels and mounting posts can be designed to meet your requirements.

The extensive variety of mounting posts are designed to complement the CAME entry ranges. The posts are all constructed in the UK from stainless steel and have consistently proven to be a hard wearing and stylish option for vehicle entrances, or where placing an entry panel to a wall or building is not practical.

As well as a standard range of posts for vehicle, DDA, pedestrian and HGV applications, custom posts can be manufactured for architectural requirements. It is also possible to powder coat any post to an applicable RAL finish to perfectly match the entry panel.



POST/1700

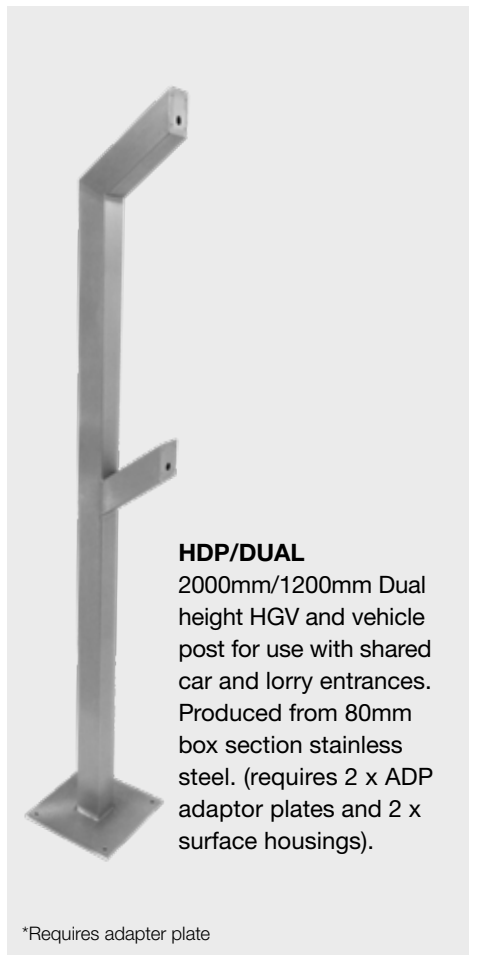
1700mm box section mounting post for standard size 1-4 entry panels. Particularly suited to pedestrian applications to ensure the correct mounting height (surface housing required).



POST/1400

1400mm box section mounting post for standard size 1-4 entry panels. Particularly suited to the X1 DDA range of entry panels to ensure correct mounting height (surface housing required).






BESPOKE POSTS MANUFACTURED IN THE UK

HAVE A SPECIAL REQUIREMENT? WE MANUFACTURE POSTS IN A RANGE OF SHAPES & SIZES TO MEET YOUR REQUIREMENTS.

CALL OUR SALES TEAM FOR FURTHER INFORMATION ON
01442 230 800







ADAPTER PLATES - WHEN USING HDP 1200, HDP 2000, HDP DUAL & TP1200 POSTS, A SUITABLE ADAPTER PLATE WILL BE REQUIRED
PLEASE CONFIRM YOUR PANEL SIZE BEFORE ORDERING

Panel Size	Description	Size (mm) (w x h x d)	Code
1	Flat plate panel adaptor for use with VRM and VRW entry panels in brushed stainless steel finish. Requires VRMSH Surface mount (sold separately)	130x136x2mm	VRMADP/1
2	Flat plate panel adaptor for use with VRM and VRW entry panels in brushed stainless steel finish. Requires VRMSH Surface mount (sold separately)	130x216x2mm	VRMADP/2
3	Flat plate panel adaptor for use with VRM and VRW entry panels in brushed stainless steel finish. Requires VRMSH Surface mount (sold separately)	130x316x2mm	VRMADP/3
4	Flat plate panel adaptor for use with VRM and VRW entry panels in brushed stainless steel finish. Requires VRMSH Surface mount (sold separately)	130x406x2mm	VRMADP/4
1	Cavity plate panel adaptor for use with MTM and MTM VR entry panels in brushed stainless steel finish. Requires MTMSP or MTMVRSP surface mount (sold separately)	130x136x20mm	MTM/ADP/1
2	Cavity plate panel adaptor for use with MTM and MTM VR entry panels in brushed stainless steel finish. Requires MTMSP or MTMVRSP surface mount (sold separately)	130x216x20mm	MTM/ADP/2
3	Cavity plate panel adaptor for use with MTM and MTM VR entry panels in brushed stainless steel finish. Requires MTMSP or MTMVRSP surface mount (sold separately)	130x316x20mm	MTM/ADP/3
4	Cavity plate panel adaptor for use with MTM and MTM VR entry panels in brushed stainless steel finish. Requires MTMSP or MTMVRSP surface mount (sold separately)	130x406x20mm	MTM/ADP/4



LOCKS & ACCESSORIES

STRIKE LOCKS (LATCH STYLE)





<p>Standard Electric Strike Lock</p>  <ul style="list-style-type: none"> • Fail secure • Power input: 12vDC or 12vAC • Current draw: 0.25A@12vDC • 250kg side force • Mortice or surface fitting <p>CODE: M1ALOCK</p>	<p>Standard Electric Strike Lock</p>  <ul style="list-style-type: none"> • Fail safe • Power input: 12vDC • Current draw: 0.25A@12vDC • 250kg side force • Mortice or surface fitting <p>CODE: M1UNLOCK</p>	<p>Monitored Electric Strike Lock</p>  <ul style="list-style-type: none"> • Fail secure • Power input: 12vDC or 12vAC • Current draw: 0.25A@12vDC • 250kg side force • Monitored <p>CODE: M1LOCKM</p>	<p>Monitored Electric Strike Lock</p>  <ul style="list-style-type: none"> • Fail safe • Power input: 12vDC • Current draw: 0.25A@12vDC • 250kg side force • Monitored <p>CODE: M1UNLOCKM</p>
<p>Premium Electric Strike Lock</p>  <ul style="list-style-type: none"> • Mortice • Power input: 12vDC • Current draw: 0.25A@12vDC • 2000lbs jaw strength pull test • Fail Secure OR Fail Safe <p>CODE: LR/310L</p>	<p>Premium Electric Strike Lock</p>  <ul style="list-style-type: none"> • Surface • Power input: 12vDC • Current draw: 0.25A@12vDC • 2000lbs jaw strength pull test • Fail Secure OR Fail Safe <p>CODE: LR/350</p>		

MAGNETIC LOCKS





<p>Standard Magnetic Lock</p>  <ul style="list-style-type: none"> • Current draw: 0.5A@12vDC • Holding force: 1200lbs (545Kg) • Weight: 4.8kg • Unmonitored <p>CODE: EM/10010</p>	<p>Standard Magnetic Lock</p>  <ul style="list-style-type: none"> • Current draw: 0.5A@12vDC • Holding force: 1200lbs (545Kg) • Weight: 4.8kg • Monitored <p>CODE: EM/10020</p>	<p>Slimline Magnetic Locks</p>  <ul style="list-style-type: none"> • Current draw: 0.5A@12vDC • Holding force: 600lbs (272Kg) • Weight: 2kg • Unmonitored <p>CODE: EM/10001</p>	<p>Slimline Magnetic Locks</p>  <ul style="list-style-type: none"> • Current draw: 0.5A@12vDC • Holding force: 600lbs (272Kg) • Weight: 2kg • Monitored <p>CODE: EM/10002</p>	
<p>Mortice (Flush) Mag Locks</p>  <ul style="list-style-type: none"> • Current draw: 0.5A@12vDC • Holding force: 600lbs (272Kg) • Weight: 2kg • Unmonitored <p>CODE: EM/10000</p>	<p>Mortice (Flush) Mag Locks</p>  <ul style="list-style-type: none"> • Current draw: 0.5A@12vDC • Holding force: 600lbs (272Kg) • Weight: 2kg (mortice) • Monitored <p>CODE: EM/10000R</p>	<p>Double Magnetic Locks</p>  <ul style="list-style-type: none"> • Current draw: 0.5Ax2@12vDC • Holding force: 1200lbs (545Kg)x2 • Weight: 9.5kg • Unmonitored <p>CODE: EM/10060</p>	<p>Double Magnetic Locks</p>  <ul style="list-style-type: none"> • Current draw: 0.5Ax2@12vDC • Holding force: 1200lbs (545Kg)x2 • Weight: 9.5kg • Monitored <p>CODE: EM/10040</p>	<p>Slimline Double Mag Lock</p>  <ul style="list-style-type: none"> • Current draw: 0.5Ax2@12vDC • Holding force: 600lbs (272Kg)x2 • Weight: 4kg <p>CODE: EM/10004</p>

LOCKS & ACCESSORIES

MAGNETIC LOCK BRACKETS

Standard Brackets	Standard Brackets	Slimline Brackets	Slimline Brackets
 <ul style="list-style-type: none"> L bracket for use with standard magnets. Adjustable for outward opening doors 	 <ul style="list-style-type: none"> Z & L brackets for use with standard magnets. Inward opening doors only 	 <ul style="list-style-type: none"> L bracket for use with slimline magnets. Adjustable for outward opening doors 	 <ul style="list-style-type: none"> Z & L brackets for use with slimline magnets. Inward opening doors only
CODE: EM/BR006	CODE: EM/BR026	CODE: EM/BR300L	CODE: M/BR089

SPECIALIST LOCKS

External Magnetic Lock	External Magnetic Lock	Electric Bolt Lock	Electric Bolt Lock
 <ul style="list-style-type: none"> Power input: 12vDC/24vDC Current draw: 0.46A@12vDC Holding force: 1200lbs (545kg) Weight: 4.8kg Monitored 	 <ul style="list-style-type: none"> Z & L mounting brackets for EM/GATE-F magnets 	 <ul style="list-style-type: none"> Power input: 12vDC Current draw: Pull in 0.9A Holding 0.3A@12vDC Fail safe 	 <ul style="list-style-type: none"> Power input: 12vDC/24vDC Current draw: Pull in 0.9A Holding 0.3A@12vDC Fail safe Narrow Width
CODE: EM/GATE-F	CODE: EM/GATEZL	CODE: EB/FS	CODE: EM/BR300L

ACCESSORIES

PRESS TO EXIT BUTTON	PRESS TO EXIT BUTTON	PRESS TO EXIT BUTTON	PRESS TO EXIT PLATE	PRESS TO EXIT SWITCH	PRESS TO EXIT SWITCH
 <ul style="list-style-type: none"> Single gang stainless steel 'Press To Exit' NO/NC 	 <ul style="list-style-type: none"> Single gang stainless steel 'Press To Exit' NO/NC 	 <ul style="list-style-type: none"> Doorbell style stainless steel VR button 'Press To Exit' NO/NC 	 <ul style="list-style-type: none"> Single gang tactile plastic cover plate for use with RTE/2 & RTE/2VR 'Press To Exit' 	 <ul style="list-style-type: none"> Single gang plastic 'Press to Exit' 	 <ul style="list-style-type: none"> Doorbell style plastic 'Door release'
CODE: RTE/2	CODE: RTE/2VR	CODE: RTE/3	CODE: DDA/RTE	CODE: RTE/P22	CODE: RTE/P3
FIREMANS KEY SWITCH - Flush	FIREMANS KEY SWITCH - Surface	FIREMANS DROP KEY	EMERGENCY DOOR RELEASE	DOUBLE POLE RELAY	
 <ul style="list-style-type: none"> Firemans Drop key switch Flush mount (Key not included) 	 <ul style="list-style-type: none"> Firemans Drop key switch Surface mount (Key not included) 	 <ul style="list-style-type: none"> Stainless steel 	 <ul style="list-style-type: none"> Surface mount green break glass unit Resettable 	 <ul style="list-style-type: none"> Double pole, Double throw clean contact relay Two outputs 2 Amp rating per output (@24vDC) 	
CODE: VRFS/DL	CODE: VRFS/DLSURF	CODE: VRFS/KEY	CODE: BG/1GRNR	CODE: R/1	

STANDALONE KEYPADS

VANDAL RESISTANT KEYPADS MANUFACTURED IN THE UK

VRM - BRUSHED STAINLESS STEEL

A Brushed Stainless Steel Finish

Produced from 316 grade stainless steel and engineered to the highest standards. Brushed stainless steel has proven to be durable and versatile to complement any surrounding. Panels are finished with high precision black laser engraving.



Description	Finish	Size (wxhxd)	System	Code
Wall mounted vandal resistant keypad	Brushed Stainless Steel	130x136x74mm	4C 200	VRMK/S
Flush mounted vandal resistant keypad	Brushed Stainless Steel	130x136x54mm	4C 200	VRMK/F

BLM - SATIN BLACK

A Sleek Semi Gloss Finish

Manufactured from 316 grade stainless steel and powder coated with a hard wearing semi gloss black powder coat. The BLM range of panels are the last word in understated elegance. High precision laser engraving in silver provides contrast and impact.



Description	Finish	Size (wxhxd)	System	Code
Wall mounted vandal resistant keypad	Satin Black	130x136x74mm	4C 200	BLMK/S
Flush mounted vandal resistant keypad	Satin Black	130x136x54mm	4C 200	BLMK/F



EXCEPTIONALLY SHORT LEAD TIMES

For over 20 years, CAME have produced more made to order audio and video door entry panels than any manufacturer in the UK.

Our in house manufacturing unit is able to accommodate everything from a uniquely engraved address to a fully bespoke entry panel in a vast number of finishes and designs that can be produced within very short lead times.

Lead Times

5 Days for standard sized panels

10 Days for custom Bespoke panels

CAME 

CAME.COM

GENERAL CONDITIONS OF SALE

CAME UK LTD (“THE SELLER”)

The Buyer's attention is drawn in particular to the provisions of clause 10.

1. INTERPRETATION

1.1 Definitions. In these Conditions, the following definitions apply:

Additional Charges: any additional charges arising under the Contract payable by the Buyer in addition to the price for the Goods and “Additional Charge” shall mean any one of the Additional Charges.

Buyer: the person firm or company who buys or agrees to buy the Goods from the Seller.

Conditions: these terms and conditions of sale.

Contract: the contract between the Seller and the Buyer for the sale and purchase of Goods in accordance with these Conditions.

Delivery Date: the date specified by the Seller when the Goods are to be delivered or other such date as may be agreed by the parties in writing;

Delivery Location: the location set out in the Order or such other location as the parties may agree in writing, or where no such location is specified, the Buyer's premises detailed on the quotation given by the Seller to the Buyer in respect of the Goods.

Force Majeure Event: as defined in clause 11.1.

Goods: all goods (or any part thereof) set out in the Order.

Group: in relation to a company, that company, any subsidiary or holding company (as defined in section 1159 of the Companies Act 2006) of that company, and any subsidiary of a holding company of that company.

Order: the Buyer's order for the Goods, as set out in the Buyer's purchase order form, the Buyer's written acceptance of the Seller's quotation, or overleaf, as the case may be.

Seller: CAME UK Limited, registered in England and Wales with company number 03267714, whose registered office is Unit 1B, Willow Farm Business Park, Castle Donington, Derby, DE74 2US.

Wasted Time Rate: the charge for wasted time at the Seller's standard rate for wasted time of £1 (one pound) per minute up to and including 30 (thirty) minutes and thereafter at a charge of £2 (two pounds) per minute, or such other charge as notified to the Buyer from time to time.

1.2 Construction. In these Conditions, the following rules apply:

- (a) A person includes a natural person, corporate or unincorporated body (whether or not having separate legal personality).
- (b) A reference to a party includes its personal representatives, successors or permitted assigns.
- (c) A reference to a statute or statutory provision is a reference to such statute or provision as amended or re-enacted. A reference to a statute or statutory provision includes any subordinate legislation made under that statute or statutory provision, as amended or re-enacted.
- (d) Any phrase introduced by the terms including, include, in particular or any similar expression shall be construed as illustrative and shall not limit the sense of the words preceding those terms.
- (e) A reference to writing or written includes faxes and e-mails.

2. BASIS OF CONTRACT

2.1 These Conditions shall apply to the sale by the Seller of all Goods purchased by the Buyer and these Conditions shall govern the Contract to the exclusion of any other terms and conditions introduced or submitted by the Buyer.

2.2 The Order constitutes an offer by the Buyer to purchase the Goods in accordance with these Conditions. The Buyer is responsible for ensuring that the terms of the Order and any applicable specification of the Goods are complete and accurate.

2.3 The Order shall only be deemed to be accepted when the Seller acknowledges the Order in writing and not before, at which point the Contract shall come into existence.

2.4 Any tenders or quotations will not constitute an offer. Any tenders or quotations submitted to the Buyer shall remain valid for the period stated therein, but if no period is specified such tenders and quotations shall be valid for 30 days from the date thereof. All tenders and quotations shall be subject to these Conditions.

2.5 Any typographical, clerical or other error or omission in any sales literature, quotation, pricelist, acceptance of offer, invoice or other documentation or information issued by the Seller shall be subject to correction without any liability on the part of the Seller.

2.6 The Seller's employees or agents are not authorised to make any representations concerning the Goods unless confirmed by an authorised director of the Seller in writing. In entering into the Contract the Buyer acknowledges that it does not rely on any such representations which are not so confirmed, save that nothing in these Conditions shall exclude the Seller's liability for fraudulent misrepresentation.

2.7 No Order which has been accepted by the Seller may be cancelled by the Buyer except with the agreement in writing of the Seller and on terms that the Buyer shall indemnify the Seller in full against all loss (including loss of profit), costs (including the cost of all labour and materials used), damages, charges and expenses incurred by the Seller as a result of cancellation.

3. GOODS

3.1 The Goods are described in the Seller's catalogue as modified by any applicable specification.

3.2 Unless the Seller agrees otherwise, only the specifications referred to in the quotation shall form part of the Contract.

3.3 The Seller reserves the right subject to giving prior written notice to the Buyer to modify the said specifications where the Goods cannot in the opinion of the Seller be manufactured according to the said specifications and the Buyer agrees to accept the Goods as manufactured according to the specifications so modified in satisfaction of the Seller's obligations as to manufacture of the Goods under the Contract.

3.4 To the extent that the Goods are to be manufactured in accordance with a specification supplied by the Buyer, the Buyer shall indemnify the Seller against all liabilities, costs, expenses, damages and losses (including any direct, indirect or consequential losses, loss of profit, loss of reputation and all interest, penalties and legal and other reasonable professional costs and expenses) suffered or incurred by the Seller in connection with any claim made against the Seller for actual or alleged infringement of a third party's intellectual property rights arising out of or in connection with the Seller's use of such specification. This clause 3.2 shall survive termination of the Contract.

3.5 The Seller reserves the right to make any changes to the Goods:

- (a) which are required so that the Goods conform with any applicable statutory or EU requirement; or
- (b) where such changes to the Goods do not materially affect the quality or performance of the Goods.

4. SAFETY

4.1 Any Goods supplied by the Seller shall be handled correctly by the Buyer and in accordance with any of the Seller's instructions as notified to the Buyer from time to time. The Buyer must ensure that all appropriate safety precautions are taken and that its staff is aware of and comply with all storage and usage instructions.

5. DELIVERY

5.1 Unless otherwise agreed by the Seller in writing, the Seller will deliver the Goods to the Delivery Location.

5.2 The Seller will reasonably endeavour to deliver the Goods on the Delivery Date, but the time of delivery or performance shall not be of the essence. The Seller shall not be liable for any delay in delivery of the Goods that is caused by a Force Majeure Event or the Buyer's failure to provide the Seller with adequate delivery instructions or any other instructions that are relevant to the supply of the Goods.

5.3 If the Seller fails to deliver the Goods (or any instalment thereof) the Seller's liability shall be limited to the excess (if any) of the cost to the Buyer (in the cheapest available market) of similar goods to replace those not delivered over the Price of the Goods. The Seller shall have no liability for any failure to deliver the Goods to the extent that such failure is caused by a Force Majeure Event, the Buyer's fault, or the Buyer's failure to provide the Seller with adequate instructions in relation to delivery or otherwise.

5.4 The Buyer shall provide the Seller with clear delivery instructions and accept delivery on the Delivery Date and at the Delivery Location. Upon delivery the Buyer shall sign a delivery note which will be conclusive evidence that delivery of the Goods has been made.

5.5 Unless the Seller agrees otherwise in writing, the Seller shall unload the Goods. The Buyer shall ensure that at least one representative is available to assist the Seller during the unloading of the Goods. Other than by reason of the Seller's fault, the Buyer shall be charged, as an Additional Charge, for wasted time at the Wasted Time Rate and any other expenses incurred by the Seller for:

- (a) any delay caused by the Buyer's inability or unwillingness to accept delivery of, or to collect, the Goods; and/or
- (b) each repeat delivery where the Seller or Seller's carrier leaves the Delivery Location and subsequently returns to the Delivery Location with the Goods.

5.6 If the Buyer fails to accept delivery of the Goods within three Business Days of the Seller notifying the Buyer that the Goods are ready, then, except where such failure or delay is caused by a Force Majeure Event or the Seller's failure to comply with its obligations under the Contract:

- (a) delivery of the Goods shall be deemed to have been completed at 9.00am on the third working day after the day on which the Seller notified the Buyer that the Goods were ready; and
- (b) the Seller will store the Goods until delivery takes place, and charge the Buyer for all related costs and expenses (including insurance).

5.7 If the Buyer has not accepted delivery of the Goods within 10 working days from day after the Seller notified the Buyer that the Goods were ready for delivery, the Seller may resell or otherwise dispose of part or all of the Goods and, after deducting reasonable storage and selling costs, account to the Buyer for any excess over the price of the Goods or charge the Buyer for any shortfall below the price of the Goods.

5.8 The Seller shall have the right to deliver any Goods ordered in instalments. Failure by the Seller to deliver any one or more of the instalments in accordance with these Conditions or any claim by the Buyer in respect of the Goods delivered in any one or more instalments shall not entitle the Buyer either to treat the Contract as a whole as repudiated or to reject or refuse to take delivery of any of the Goods delivered in any other instalment.

6. RISK AND TITLE

6.1 Risk in the Goods shall pass to the Buyer at the time of delivery, or if the Buyer wrongfully fails to take delivery, the time when delivery is deemed to have taken place in accordance with clause 5.6(a).

6.2 Title to the Goods shall not pass to the Buyer until the earlier of:

- (a) the Seller receives payment in full (in cash or cleared funds) for the Goods and any other goods that the Seller has supplied to the Buyer in respect of which payment has become due, in which case title to the Goods shall pass at the time of payment of all such sums; or
- (b) the Buyer resells the Goods, in which case title to the Goods shall pass to the Buyer at the time specified in clause 6.4.

6.3 Until title to the Goods has passed to the Buyer, the Buyer shall:

- (a) store the Goods separately from all other goods held by the Buyer so that they remain readily identifiable as the Seller's property;
- (b) not remove, deface or obscure any identifying mark or packaging on or relating to the Goods;
- (c) maintain the Goods in satisfactory condition and keep them insured against all risks for their full price from the date of delivery;
- (d) notify the Seller immediately if it becomes subject to any of the events listed in clause 13.1;
- (e) give the Seller such information relating to the Goods as the Seller may require from time to time; and
- (f) not pledge or in any way charge by way of security for any indebtedness any of the Goods.

6.4 Subject to clause 6.5, the Buyer may resell or use the Goods in the ordinary course of its business (but not otherwise) before the Seller receives payment for the Goods. However, if the Buyer resells the Goods before that time:

- (a) it does so as principal and not as the Seller's agent; and
- (b) title to the Goods shall pass from the Seller to the Buyer immediately before the time at which resale by the Buyer occurs.

6.5 If before title to the Goods passes to the Buyer the Buyer becomes subject to any of the events listed in clause 13.1, then, without limiting any other right or remedy the Seller may have:

- (a) the Buyer's right to resell the Goods or use them in the ordinary course of its business ceases immediately; and
- (b) the Seller may at any time:
 - (i) require the Buyer to deliver up all Goods in its possession which have not been resold, or irrevocably incorporated into another product; and
 - (ii) if the Buyer fails to do so promptly, enter any premises of the Buyer or of any third party where the Goods are stored in order to recover them.

7. PRICE

- 7.1 The price for the Goods shall be the price specified by the Seller in the quotation or, if no price is quoted, the price set out in the Seller's published price list in force as at the date of delivery.
- 7.2 Unless otherwise agreed in writing, the price of the Goods is exclusive of the costs and charges of packaging, insurance and transport of the Goods, which shall be invoiced to the Buyer as an Additional Charge.
- 7.3 The price of the Goods and any Additional Charges are exclusive of amounts in respect of value added tax (VAT). The Buyer shall, on receipt of a valid VAT invoice from the Seller, pay to the Seller such additional amounts in respect of VAT as are chargeable on the supply of the Goods.
- 7.4 The Seller may, by giving notice to the Buyer at any time before delivery, increase the price of the Goods to reflect any increase in the cost of the Goods that is due to:
- any factor beyond the Seller's control (including foreign exchange fluctuations, increases in taxes and duties, and increases in labour, materials and other manufacturing costs);
 - any request by the Buyer to change the delivery date(s), quantities or types of Goods ordered, or the Specification; or
 - any delay caused by any instructions of the Buyer or failure of the Buyer to give the Seller adequate or accurate information or instructions.

8. PAYMENT

- 8.1 The Seller shall be entitled to invoice the Buyer for price of the Goods and any Additional Charges on or at any time before dispatch of the Goods or any instalment thereof. In the event that any Additional Charges arise following the issue by the Seller of the invoice, the Seller shall be entitled to invoice the Buyer as and when the Additional Charges arise.
- 8.2 Unless otherwise agreed in writing, the Buyer shall pay the invoice in full and in cleared funds by the date specified in the invoice or where no date or time frame is specified within 30 calendar days of the date of the invoice. Payment shall be made to the bank account nominated in writing by the Seller. Time of payment is of the essence.
- 8.3 The Buyer shall make payment for the price of the Goods in Sterling (euros) unless agreed otherwise in writing. Any payment received by the Seller in any other currency will not be deemed to be payment for the Goods in question. Where the Buyer makes payment for the Goods by cheque the Seller reserves the right to charge a surcharge of £10.00 in the event that any cheque rendered in payment of the Seller's invoices initially refused.
- 8.4 If the Buyer fails to make payment due to the Seller under the Contract by the due date for payment then, without prejudice to any other right or remedy available to the Seller:
- all invoices issued to the Buyer by the Seller in respect of any Goods sold or supplied pursuant to the Contract or any goods sold or supplied pursuant to any other contract shall immediately fall due for payment;
 - any credit, settlement terms, supply of goods or discount rates offered or extended by the Seller to the Buyer in respect of the same shall be cancelled immediately;
 - the Buyer shall pay interest on the overdue amount at the rate of 10% per annum above Seller's bank's base rate from time to time. Such interest shall accrue on a daily basis from the due date until actual payment of the overdue amount, whether before or after judgment. The Buyer shall pay the interest together with the overdue amount; and
 - the Seller shall be entitled to suspend any further deliveries of any Goods or goods agreed to be sold by the Seller to the Buyer or any instalment thereof (being the subject of the Contract or any other contract).
- 8.5 The Buyer shall pay all amounts due under the Contract in full without any set-off, counterclaim, deduction or withholding (except for any deduction or withholding required by law). The Seller may at any time, without limiting any other rights or remedies it may have, set off any amount owing to it by the Buyer against any amount payable by the Seller to the Buyer.

9. WARRANTY

- 9.1 The Seller warrants that:
- the Goods will correspond with the Seller's specification for them on delivery;
 - the Goods (except those wear items that are listed in the Seller's guide entitled "Operations Guide Relating to the Goods" as notified to the Buyer and as amended from time to time) manufactured by the Seller or its Group, will be free from material defects for 3 years from the Delivery Date; and
 - where the seller is supplying goods from other manufacturers; their standard recommended warranty will apply.
- 9.2 Subject to clause 9.3, if:
- the Buyer gives notice in writing to the Seller immediately on discovery but in any event within 14 days of discovery that some or all of the Goods do not comply with the warranty set out in clause 9.1;
 - the Seller is given a reasonable opportunity of examining such Goods; and
 - the Buyer (if asked to do so by the Seller) returns such Goods to the Seller's place of business at the Buyer's cost, the Seller shall, at its option, repair or replace the defective Goods, or refund the price of the defective Goods in full.
- 9.3 The Seller shall not be liable for Goods' failure to comply with the warranty set out in clause 9.1 in any of the following events:
- the Buyer makes any further use of such Goods after giving notice in accordance with clause 9.2;
 - the defect arises because the Buyer failed to follow the Seller's oral or written instructions as to the storage, commissioning, installation, use and maintenance of the Goods or (if there are none) good trade practice regarding the same;
 - the defect arises as a result of the Seller following any drawing, design or Specification supplied by the Buyer;
 - the Buyer alters or repairs such Goods without the written consent of the Seller;
 - the defect arises as a result of fair wear and tear, wilful damage, negligence, or abnormal storage or working conditions; or
 - the Goods differ from their description specification as a result of changes made to ensure they comply with applicable statutory or regulatory requirements.
- 9.4 Except as provided in this clause 9, the Seller shall have no liability to the Buyer in respect of the Goods' failure to comply with the warranty set out in clause 9.
- 9.5 The terms implied by sections 13 to 15 of the Sale of Goods Act 1979 are, to the fullest extent permitted by law, excluded from the Contract.
- 9.6 These Conditions shall apply to any repaired or replacement Goods supplied by the Seller.

10. LIABILITY

- 10.1 Nothing in these Conditions shall limit or exclude the Seller's liability for:
- death or personal injury caused by its negligence, or the negligence of its employees, agents or subcontractors (as applicable);
 - fraud or fraudulent misrepresentation;
 - breach of the terms implied by section 12 of the Sale of Goods Act 1979;
 - defective products under the Consumer Protection Act 1987; or
 - any matter in respect of which it would be unlawful for the Seller to exclude or restrict liability.

10.2 Subject to clause 10.1:

- the Seller shall under no circumstances whatever be liable to the Buyer, whether in contract, tort (including negligence), breach of statutory duty, or otherwise, for any loss of profit, goodwill or any indirect or consequential loss arising under or in connection with the Contract; and
- the Seller's total liability to the Buyer in respect of all other losses arising under or in connection with the Contract, whether in contract, tort (including negligence), breach of statutory duty, or otherwise, shall in no circumstances exceed 100% of price of the Goods.

11. FORCE MAJEURE

- 11.1 The Seller shall not be liable to the Buyer nor be deemed to be in breach of Contract by reason of any delay in performing, or any failure to perform, any of the Seller's obligations in relation to the Contract if the delay or failure was due to a Force Majeure Event. The following shall (without limitation) be regarded as Force Majeure Event:
- act of God, explosion, flood, tempest, fire or accident;
 - war or threat of war, sabotage, insurrection, terrorism, civil disturbance or requisition;
 - acts, restrictions, regulations, bye-laws, prohibitions or measures of any kind on the part of any governmental, parliamentary or local authority;
 - import or export regulations or embargoes;
 - strikes, lock-outs or other industrial actions or trade disputes (whether involving employees of the Seller or of a third party);
 - difficulties in obtaining raw materials, labour, fuel, parts or machinery; and
 - power failure or breakdown in machinery.

12. INTELLECTUAL PROPERTY

- 12.1 All specifications, drawings, designs and technical description, and all documents and information and "know-how" whatsoever supplied by the Seller to the Buyer is as between the Seller and the Buyer the Seller's intellectual property and shall at all times be treated by the Buyer as confidential and shall not without the prior written consent of the Seller be used by the Buyer except for the purposes of the Contract.
- 12.2 The Buyer will indemnify the Seller against all actions claims demands costs charges, penalties, royalties and expenses arising directly or indirectly or incurred by reason of any infringement or alleged infringement of or any right attributable to any letters patent, registered design trade mark, trade name, copyright or proprietary right arising from the use of any instructions, specifications or designs whether express or implied supplied by the Buyer to the Seller.

13. INSOLVENCY OF BUYER

- 13.1 This Condition applies if:
- the Buyer makes any voluntary arrangement with its creditors or (being an individual or firm) becomes bankrupt or (being a company) becomes subject to an administration order or goes into liquidation (otherwise than for the purposes of amalgamation or reconstruction); or
 - an encumbrancer takes possession or a receiver is appointed, of any of the property or assets of the Buyer; or
 - the Buyer ceases, or threatens to cease, to carry on business; or
 - the Seller reasonably apprehends that any of the events mentioned above is about to occur in relation to the Buyer and notifies the Buyer accordingly.
- 13.2 If this Condition applies then, without prejudice to any other right or remedy available to the Seller, the Seller shall be entitled to terminate the Contract with immediate effect by giving written notice to the Buyer and/or suspend any further deliveries under the Contract without any liability to the Buyer, and if the Goods have been delivered but not paid for, all of the Seller's outstanding invoices to the Buyer become immediately due and payable notwithstanding any previous agreement or arrangement to the contrary.
- 13.3 Termination of the Contract, however arising, shall not affect any of the parties' rights, remedies, obligations and liabilities that have accrued as at termination.

14. GENERAL

- 14.1 Notices. Any notice required or permitted to be given by either party to the other under these Conditions shall be in writing addressed to that other party at his registered office or principal place of business or such other address as may at the relevant time have been notified pursuant to this provision to the party giving the notice.
- 14.2 Severance. If any provision of these Conditions is held by any competent authority to be invalid or unenforceable in whole or in part the validity of the other provisions of these Conditions shall remain in full force and effect.
- 14.3 Waiver. No waiver by the Seller of any breach of the Contract by the Buyer shall be considered as a waiver of any subsequent breach of the same or any other provision.
- 14.4 Third party rights. A person who is not a party to the Contract shall not have any rights to enforce its terms.
- 14.5 Variation. No variation of these Conditions may be given by any of the Seller's employees unless confirmed in writing by an authorised director of the Seller and no collateral or supplemental contract may be made or construed unless confirmed in writing by an authorised director of the Seller on the Seller's official stationery.
- 14.6 Entire Agreement. The Buyer acknowledges that it has not relied on any statement, promise, representation, assurance or warranty made or given by or on behalf of the Seller which is not set out in the Contract.
- 14.7 Governing law and jurisdiction. The Contract shall be governed by the laws of England, and the Buyer agrees to submit to the non-exclusive jurisdiction of the English courts.

15. SPECIFICATIONS AND INSTRUCTIONS

- 15.1 Unless the Seller agrees otherwise, only the specifications referred to in the quotation shall form part of the Contract.
- 15.2 The Seller reserves the right subject to giving prior written notice to the Buyer to modify the said specifications where the Goods cannot in the opinion of the Seller be manufactured according to the said specifications and the Buyer agrees to accept the Goods as manufactured according to the specifications so modified in satisfaction of the Sellers obligations as to manufacture of the Goods under the contracts.
- 15.3 App Based Goods – the Buyer shall ensure that prior to supplying any app based goods to any customer it shall include within its customer terms and conditions for supply of the App based Goods a requirement for the customer to have read, understood and agreed to the app terms and conditions for the Goods prior to completion of purchase of the Goods. Where such Goods are supplied or installed by a third party for and/or on behalf of the Buyer the Buyer shall ensure that such installer also complies with this clause 10.3 by including this provision in its contract with the installer.

**CAME UK - South**

Liberta House
Maxted Road
Maylands Ind. Est.
Hemel Hempstead
Herts
HP2 7DX

Tel: 01442 230 800

CAME UK - North

Unit 1B
Sills Road
Willow Farm Business Park
Castle Donington
DE74 2US

Tel: 0115 921 0430

CAME Ireland

Unit 9
The Westway Centre
Ballymount
Dublin 12

Tel: +353 (0)1 450 7442



© VRMCAT0224 - 2024- EN
YOU MAY NOT EVEN PARTIALLY REPRODUCE THIS DOCUMENT
CAME RESERVES THE RIGHT TO MAKE ANY CHANGES TO THIS DOCUMENT AT ANY TIME.

**CAME S.P.A.**

Via Martiri della Libertà, 15
31030 Dossone di Casier
Treviso - ITALY

Came cancelli automatici S.p.A.
is certified for Quality and Environment
UNI EN ISO 9001
UNI EN ISO 14001
BS OHSAS 18001