



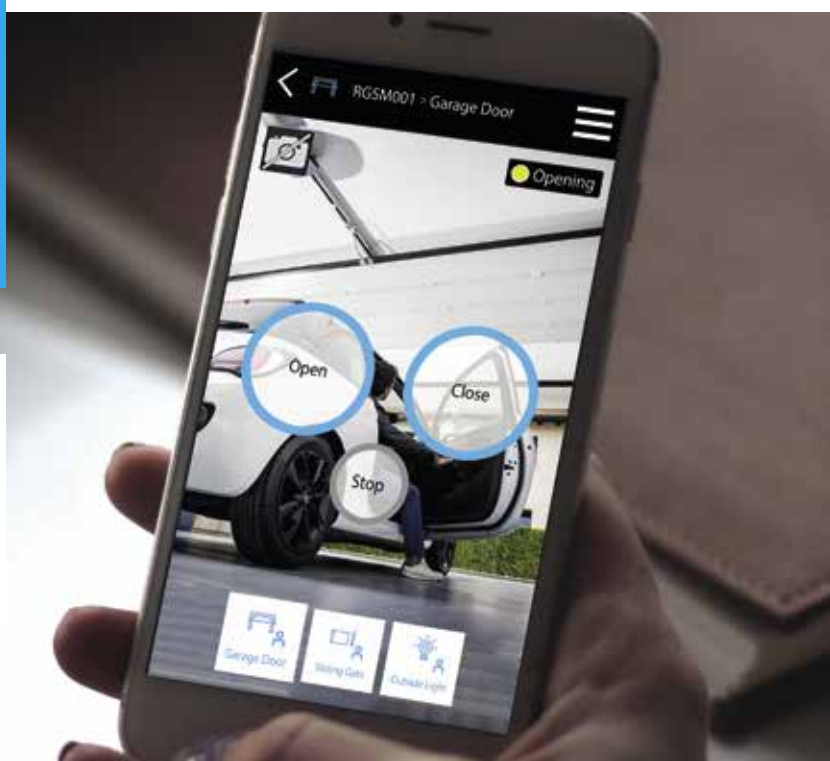
NEW VER GARAGE DOOR OPERATORS

COMPLETE RANGE OF
PREMIUM MOTORS,
EASILY CONTROLLED
FROM THE COMFORT OF
YOUR SMARTPHONE

CAME 

CAME.COM/UK

MARCH 2023








CONTENTS

- 04 **VER STANDARD**
Standard VER6 and VER8
Garage Door Operators
- 08 **VER PLUS ⚡**
Premium VER10 and VER13
Garage Door Operators
- 12 **FEATURES & SPECIFICATIONS**
- 14 **CAME CONNECT COMPATIBILITY**
- 15 **BLUETOOTH ACTIVATION**
- 15 **VER PLUS ⚡ & CAME KEY**
- 16 **VER STANDARD KITS**
- 16 **PREMIUM VER PLUS ⚡ KITS**
- 18 **ABOUT CAME**

**FAST-TRACK STRAIGHT
TO THE NEW VER VIDEO?**



**SCAN TO SEE THE
NEW VER IN ACTION**



CAME 

VER STANDARD

VER6 (600N) AND VER8 (800N) GARAGE DOOR OPERATORS WITH CHAIN OR BELT GUIDE

The VER garage door operator from CAME uses a simple and sleek design to house a range of features found in the premium range of VER Plus operators, but with a more cost effective price position.

Reliable and safe operation, at an affordable price makes the VER standard a very attractive solution for residential garage doors.





This operator is tested in conformity with **EUROPEAN STANDARDS** on impact forces.



The 24V gearmotors are designed for **INTENSIVE DUTY** and are guaranteed to work even during power outages. This is a low voltage product.



Gearmotor/operator with **ENCODER**.



VER STANDARD



VER STANDARD KEY FEATURES



▲ ENCODER CONTROLLED MOTOR

The VER encoder control delivers quick and smooth operation throughout the full cycle with built in obstacle detection.



▲ EASY SETUP - LARGE EXTERNAL DISPLAY

4 button keypad with LCD display located on the outer casing for quick and easy external set up.



▲ 2 CONFIGURABLE SAFETY INPUTS

Two configurable safety inputs fully compatible with photocells or mechanical safety edges.



▲ CONFIGURABLE AUDIBLE SOUNDER

Select the audible sounder On or Off to be alerted to the operators status and movement.



▲ SERVICING ALERT AND CYCLE COUNTER

Pre-set the operator to monitor service and maintenance intervals to suit the specific needs of a particular application.

VER STANDARD

VER6 (600N) AND VER8 (800N) GARAGE DOOR OPERATORS WORKING WITH CAME CONNECT

The VER Standard range of operators can work with the CAME Connect cloud based control system in a **semi-compatible** configuration.

Using a CAME Connect gateway and power from the operator, connecting via the standard relay terminal, the user can easily open and close the VER operator from inside the Automation App.



VER STANDARD



VER STANDARD KEY FEATURES



▲ EMERGENCY RELEASE SYSTEM

Simple to operate emergency release function for manual operation during power cuts or when immediate manual operation is required during an emergency.



▲ IN-LINE OR 90° INSTALLATION

Designed to offer flexibility when mounting, offering in line or 90° installation where space may be limited.



▲ UP TO 250 REMOTE CONTROL SLOTS

On board memory that can store up to 250 different users.



▲ AUTOMATIC FORCE CALIBRATION

Intuitive function to automatically calibrate the required working force for easy set-up on installation.



▲ MINIMAL MOUNTING POINTS & EASY FIXING
Easy installation with only two fixing points required.



▲ HIGHEST QUALITY 24V DC MOTORS
Intensive duty, low voltage, gearmotors guaranteed to work efficiently in virtual silence during all operations.



▲ CAME CONNECT SEMI-COMPATIBLE
Semi-compatible with CAME Connect allowing open/close commands from the Automation App. No additional commands or system feedback status are available with VER Standard.



▲ PULLING STRENGTH
VER6 operates at 600N on a garage door of up to 9m² with the VER8 operating at 800N on a garage door of up to 12m².

SEE PAGE 16 FOR VER STANDARD KITS

VER PLUS ❖❖

VER10 (1000N) AND VER13 (1300N) GARAGE DOOR OPERATORS WITH PREMIUM BELT GUIDE

VER Plus is the premium range of garage door operator by CAME. Designed to exacting standards, the VER Plus control board is packed with all the features offered by the VER Standard and much, much more. It is also designed for greater expansion to incorporate wireless safety devices, integrated keypads and proximity readers.



**FREE WIFI KEY
CONNECT MODULE
WITH EVERY VER PLUS KIT**

No SIM required. The module connects to the WiFi at the property.



This operator is tested in conformity with **EUROPEAN STANDARDS** on impact forces.



The 24V gearmotors are designed for **INTENSIVE DUTY** and are guaranteed to work even during power outages. This is a low voltage product.



Gearmotor/operator with **ENCODER**.



VER PLUS ❖
Perfect for both single or double garage doors



VER PLUS ❖



VER PLUS ❖ KEY FEATURES



▲ **EASY SETUP - LARGE EXTERNAL DISPLAY**
4 button keypad with LCD display located on the outer casing for quick and easy external set up.



▲ **FULL CONTROL VIA SMARTPHONE APP**
Complete control of your VER Plus using your smartphone for open/close, status feedback and scheduled tasks in scenarios and automated scenes.



▲ **COMPATIBILITY WITH RIO WIRELESS SAFETY**
VER Plus is fully compatible with the RIO wireless safety system inclusive of safety edge sensors, photocells and wireless flashing lights.



▲ **FULL COMPATIBILITY WITH RIO EDGE**
VER Plus is compatible with the wireless RIO EDGE. This can seamlessly connect resistive or mechanical edges or manual door contacts.



▲ **OPTIONAL BATTERY BACK-UP**
VER Plus offers the option of additional battery back-up that fits neatly within the casing of the garage door motor.

VER PLUS ❖❖

VER10 (1000N) AND VER13 (1300N) GARAGE DOOR OPERATORS WITH PREMIUM BELT GUIDE

With full CAME Connect compatibility, the operator can be controlled directly through the dedicated Automation App.

Fast, controlled operation, VER Plus is the absolute best premium solution for larger residential and commercial garage doors.



VER PLUS ❖❖



VER PLUS ❖❖ KEY FEATURES



▲ FULLY CAME CONNECT COMPATIBLE

Full compatibility with CAME Connect offering full control of the operator alongside feedback status, configuration settings, remote management and the ability to include VER within preset scenes and scenarios.



▲ INTEGRATED CONFIGURABLE COURTESY LIGHT

Configurable low power consumption LED courtesy light provides visual indication of the motors operational status.



▲ MINIMAL MOUNTING POINTS FOR EASY INSTALLATION

Easy installation with only two fixing points at the front and rear of the premium belt guide.



▲ CAME KEY COMPATIBLE

Serving as an interface between your VER Plus and your smartphone, CAME Key saves valuable time by allowing WiFi connection to complete the setup of operator parameters, maintenance and updates using the dedicated installer SetUP App.



EMERGENCY RELEASE SYSTEM

CAME's emergency manual release system allows for simple and quick disengagement of the belt or chain guide from the motor.

Once manual operation is no longer required the system can simply be reengaged and locked back into position for safe operation once more.

SEE PAGE 16 FOR VER PLUS ❖ KITS

VER PLUS ❖ KEY FEATURES



▲ PREMIUM BELT GUIDE TRACK

Heavy duty, virtually silent, premium belt guide designed for intense operating cycles in the most demanding installations.



▲ SERIOUS PULLING POWER

VER10 operates at 1000N on a garage door of up to 18m² with the VER13 operating at 1300N on a garage door of up to 21m².



▲ EASY TO ADD DIGITAL KEYPAD

Adding an external keypad couldn't be easier with the VER Plus and the R800 control card. Simply wire directly from the keypad to the operator for up to 250 individual access codes.



▲ BLUETOOTH SELECTOR COMPATIBLE

The external Bluetooth selector connects to the AutomationBT app and allows you to open the operator on approach or manually from your smartphone, using the Bluetooth connection.



▲ 2 CONFIGURABLE SAFETY CONTACTS

Two configurable safety inputs fully compatible with photocells or mechanical safety edges.

VER FEATURES

MODELS	VER STANDARD		VER PLUS ❄️	
	VER6	VER8	VER10	VER13
Encoder controlled	✓	✓	✓	✓
Large external display	✓	✓	✓	✓
2 configurable safety contacts	✓	✓	✓	✓
Configurable audible sounder	✓	✓	✓	✓
Servicing alert & cycle counter	✓	✓	✓	✓
Door cycle counter	✓	✓	✓	✓
Up to 250 remote control slots	✓	✓	✓	✓
In-line or 90° installation	✓	✓	✓	✓
Automatic force calibration	✓	✓	✓	✓
Courtesy light	✓	✓	✓	✓
CAME Connect Semi-Compatible (open/close function only)	✓	✓	✓	✓
CAME Connect Fully Compatible (control via smartphone inc. diagnostics)	✗	✗	✓	✓
Equipped with plug and cord	✓	✓	✓	✓
24V DC system	✓	✓	✓	✓
Emergency release system	✓	✓	✓	✓
Pulling strength	600N	800N	1000N	1300N
Compatible with RIO safety edge	✗	✗	✓	✓
Optional battery back-up	✗	✗	✓	✓
Optional R700 card	✗	✗	✓	✓
Optional R800 card	✗	✗	✓	✓
CAME Key compatible	✗	✗	✓	✓
Status feedback via CAME Connect	✗	✗	✓	✓
Chain guide track	✓	✓	✗	✗
Premium belt guide track	✓	✓	✓	✓

VER SPECIFICATIONS

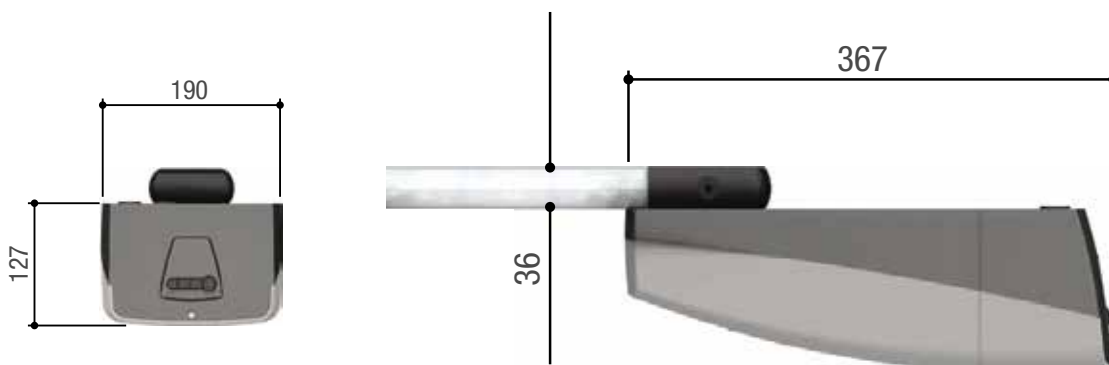
OPERATIONAL LIMITS

MODELS	VER STANDARD		VER PLUS ⚡	
	VER6	VER8	VER10	VER13
Max. surface of the door (m ²)	9	12	18	21
Max. traction force (N)	600	800	1000	1300

TECHNICAL CHARACTERISTICS

MODELS	VER STANDARD		VER PLUS ⚡	
	VER6	VER8	VER10	VER13
Protection rating (IP)	20	20	40	40
Power supply (V - 50/60 Hz)	230 AC	230 AC	230 AC	230 AC
Power supply to motor (V)	24 DC	24 DC	24 DC	24 DC
Stand by consumption (W)	4.5	6.5	5	7
Maximum power (W)	90	150	180	280
Cycles/hour	10	10	30	30
Operating temperature (°C)	-20 to +55	-20 to +55	-20 to +55	-20 to +55

VER DIMENSIONS



CAME CONNECT & VER OPERATORS

EASY REMOTE CONNECTIVITY FOR ALL CAME GARAGE DOOR MOTORS



CONNECT

CAME Connect is a robust cloud-based management tool that allows unlimited users to remotely control your garage door at the touch of a button via smartphone using CAME's Automation App.

Available on iOS and Android, the Automation App is free to download from the Apple App Store and Google Play Store. All of the apps have intuitive and customisable interfaces to let you manage the system at a click.

CAME CONNECT SEMI-COMPATIBLE

- Open/close functionality using smartphone and Automation App.

CAME CONNECT FULLY COMPATIBLE

- Visualise and monitor the full list of devices connected for each customer with status indicators.
- Configure and control all devices.
- Manage scenarios and schedule operations.
- Check the log history and status.
- Manage scheduled maintenance of each device.
- Provide end users with an operating app that allows them to remotely manage their garage door operator.

CAME CONNECT HARDWARE OPTIONS

CHOOSE BETWEEN WIFI / ETHERNET OR GSM GATEWAYS



QBE GATEWAY

- ✓ Super-fast set-up.
- ✓ No need for mobile signal - connects directly to your home's router via either LAN cable or WiFi.
- ✓ DHCP or static IP address - no IP changes, no DDNS, no port forwarding required for standard installation.
- ✓ Can communicate with up to five radio slave modules over the radio frequency connection, up to 100m away.
- ✓ Two models available: **Ethernet/WiFi Automation only** version or **Ethernet/WiFi Full Smart Home** version.



RGSM GATEWAY

- ✓ Flexible solution that works well in isolated or public areas.
- ✓ Uses a GSM SIM card & GPRS (2G) to connect to the internet - very low data usage.
- ✓ Control up to to three CAME Ver Plus operators and/or two Ver Standard (non-CRP) operators.
- ✓ Two models available: **STAND-ALONE** version or **MASTER** version for communicating with up to five additional radio slave modules.



RADIO SLAVE MODULE

- ✓ Can only be used in conjunction with the QBE or RGSM master gateways.
- ✓ Fitted to the control panel for the automation.
- ✓ Control up to to three CAME Ver Plus operators and/or two Ver Standard (non-CRP) operators.
- ✓ Communicates wirelessly up to 100m.
- ✓ Easy third party activation & functional switching.
- ✓ Incredibly small size.

BLUETOOTH SELECTOR

FOR USE WITH OUR LATEST RANGE OF VER OPERATORS

SEL BT uses the Bluetooth technology within your smartphone to automatically open your garage door operator when you arrive within a specified distance of the Bluetooth selector.

All you need to do is download the Automation BT App, pair the devices and you'll have instant hands free access to your garage.



OUTSIDE THE ACTIVATION ZONE
No connection

30m range

INSIDE THE ACTIVATION ZONE
Connection made

When re-entering the activation zone the garage door ignores 'Auto Open' until a Bluetooth refresh creates a re-connection after a timed interval.

Push Notification when the AUTOMATION BT app connects

Remote control is now possible using the AUTOMATION BT App

The door automatically opens when entering the activation zone, if pre-configured.

DOWNLOAD THE AUTOMATION BT APP



VER PLUS & CAME KEY

Plug CAME KEY into the control board and download the free **installer CAME SET UP App**. Connected to your smartphone or tablet, CAME KEY allows:

- Fast configuration of automation.
- Firmware updates.
- Management of transmitters.
- Local and cloud back-up of the configuration, and much more!

The perfect tool to speed up installation and setup.



SETUP App available on:



SEE FOR YOURSELF THE VER SERIES IN ACTION



SCAN THE QR CODE TO SEE THE FULL VIDEO OF THE NEW VER IN ACTION







VER STANDARD

VER6 (600N) AND VER8 (800N) GARAGE DOOR OPERATORS WITH CHAIN OR BELT GUIDE



- Open/close functionality using smartphone and Automation App.

VER STANDARD KIT RANGE

Kit Code	Description	List Price
VER6C-KIT	600N garage door operator with chain guide for door up to 9m² 	287.00
VER8C-KIT	800N garage door operator with chain guide for door up to 12m² 	314.00
VER6B-KIT	600N garage door operator with silent belt guide for door up to 9m² 	316.00
VER8B-KIT	800N garage door operator with silent belt guide for door up to 12m² 	385.00

KIT CONTENTS

- VER automated operator with built in control board
- Chain or belt guide
- Plug-in radio frequency code
- Dual frequency 4-button rolling code transmitters





SEE FOR YOURSELF
Scan the QR code to see the full VER video, and contact us on 0115 921 0430 for further information.



*List Price correct at time of print.

VER PLUS 24V KITS

VER10 (1000N) AND VER13 (1300N) GARAGE DOOR OPERATORS WITH PREMIUM BELT GUIDE



**FREE WIFI KEY
CONNECT MODULE
WITH EVERY KIT**

No SIM required. The module connects to the WiFi at the property.

VER PLUS KIT RANGE

Kit Code	Description	List Price*
VER10B-KIT	1000N garage door operator with silent belt guide for door up to 18m ²	457.00
VER13B-KIT	1300N garage door operator with silent belt guide for door up to 21m ²	546.00

KIT CONTENTS

- VER PLUS automated operator with built in control board
- Premium belt guide
- Plug-in radio frequency code
- Dual frequency 4-button rolling code transmitters
- **Free WiFi Key**
- Full Instruction Manual and Setup Guide



SEE FOR YOURSELF
Scan the QR code to see the full VER video, and contact us on 0115 921 0430 for further information.



*List Price correct at time of print.

VER STANDARD - THE FULL RANGE

Code	Description	List Price
Accessories		
001 V121	Pull-cord release and resetting device to fit on door handle. L = 3 m.	28.10
001 V122	Drive arm for sectional doors with the distance between the upper edge of the door and the shaft-spring assembly between 300 and 600 mm.	17.60
001 V201	Adapter arm for partially protruding overhead garage doors. Max. Door height: 2.4 m.	98.30
Chain guide		
001 V06001	Chain guide L = 3.02 m. *Max. door height: BC = 2.4 m - BM = 2.25 m - STA = 2.1 m.	42.10
Belt guides		
001 V06005	Belt guide L = 3.02 m. * Max. door height: BC = 2.4 m - BM = 2.25 m - STA = 2.1 m STB = 2.2 m.	81.90



NOTES

* BC = Counter-weighted overhead - BM = Spring-loaded overhead - STA = Sectional Type A - STB = Sectional Type B
ATTENTION 801MV-0050 - 801MV-0060 PRODUCTS AVAILABLE ONLY IN KITS. CONTACT THE SALES DEPARTMENT FOR INFORMATION.

VER PLUS - THE FULL RANGE

Code	Description	List Price
Complete operators with 24 V DC gearmotors, tested in compliance with regulatory standards EN 12453 - EN 12445		
801MV-0010 	VER10DMS - Operator with encoder, featuring a control panel for sectional and overhead garage doors.	254.00
801MV-0020 	VER13DMS - Operator with encoder, featuring a control panel for sectional and overhead garage doors.	344.00
Accessories for: 801MV-0010 - 801MV-0020		
801XC-0010 	Device for operation during power outages and for recharging the batteries (included as two 12 V - 0.8 Ah batteries).	165.00
Accessories		
001 V122	Drive arm for sectional doors with the distance between the upper edge of the door and the shaft-spring assembly between 300 and 600 mm.	17.60
001 V121	Pull-cord release and resetting device to fit on door handle. L = 3 m.	28.10
001 V201	Adapter arm for partially protruding overhead garage doors. Max. Door height: 2.4 m.	98.30
Belt guides		
001 V0685	Belt guide L = 3.02 m, for doors with max. surface of 15 m ² . *Max. door height: BC = 2.4 m BM = 2.25 m STA = 2.1 m STB = 2.2 m.	142.00
001 V0686	Belt guide L = 3.52 m, for doors with max. surface of 15 m ² . *Max. door height: BM = 2.75 m STA = 2.6 m STB = 2.7 m.	154.00
001 V0688	Belt guide L = 4.02 m, for doors with max. surface of 15 m ² . *Max. door height: BM = 3.25 m STA = 3.1 m STB = 3.2 m.	169.00
001 V0687	Belt guide L = 3.02 m in two pieces, for doors with max. surface of 15 m ² . *Max. door height: BC = 2.4 m BM = 2.25 m STA = 2.1 m STB = 2.2 m.	165.00
Chain guide		
001 V0679	Chain guide L = 3.02 m. * Max. door height: BC = 2.4 m BM = 2.25 m STA = 2.1 m STB = 2.2 m.	125.00
001 V0683	Chain guide L = 4.02 m. * Max. door height: BM = 3.25 m STA = 3.1 m STB = 3.2 m.	141.00



NOTES

* BC = Counter-weighted overhead - BM = Spring-loaded overhead - STA = Sectional Type A - STB = Sectional Type B



CAME UK - North

Unit 1B
Sills Road
Willow Farm Business Park
Castle Donington
DE74 2US

Tel: 0115 921 0430

CAME UK - South

Liberta House
Maxted Road
Maylands Ind. Est.
Hemel Hempstead
Herts
HP2 7DX

Tel: 01442 230 800

CAME BPT - Ireland

Unit 9
The Westway Centre
Ballymount
Dublin 12

Tel: +353 (0)1 450 7442



© VERGAT0323 - 2023 - EN
YOU MAY NOT EVEN PARTIALLY REPRODUCE THIS DOCUMENT
THE DATA AND INFORMATION SHOWN IN THIS CATALOGUE ARE SUBJECT TO CHANGE WITHOUT OBLIGATION TO GIVE PRIOR NOTICE BY CAME S.P.A, E&OE



CAME S.p.A.
Came cancelli automatici S.p.A.
is certified for Quality and Environment
UNI EN ISO 9001
UNI EN ISO 14001
BS OHSAS 18001

CAME.COM/UK