

AUTOMATION KIT CATALOGUE



SEPTEMBER 2023

SYMBOLS EXPLAINED



Free GSM Connect Module &
3 Year 480Mb SIM Included



The 230 – 400V AC 3-PHASE versions are ideal for **INDUSTRIAL** use as they guarantee greater gearmotor starting thrust.



The 230V gearmotors are designed for use in every day situations.



The 24V DC gearmotors are designed for **INTENSIVE DUTY**, and are powered by low voltage.



The 36V DC gearmotors are designed specifically to guarantee efficiency and reliability in adverse weather conditions and daily **HEAVY USE**.



This product is compatible with CAME Key.



This product features brushless technology.



We always advise you spec your installations with safety edges. When you see this symbol it is imperative that one is used.



This product can be remotely controlled via CAME Connect cloud technology.



This **WIRELESS** product is battery-powered and operates with radio technology.



Rotational device.



Designed for use with 8k2Ω resistive safety edges



This operator is tested in conformity with **EUROPEAN STANDARDS** on impact forces.



Gearmotor or operator with **ENCODER**.



Battery powered.



CAME sliding gate operators use Mod 4 or Mod 6 rack. This is a unit of measurement for how big the teeth are on the motor wheel.



CAME THE FIRST TO GIVE FREE CONNECTIVITY

“Almost two years into our Always Connected initiative, our decision to offer FREE connectivity so far has proven to be a huge success for CAME. Not only has it provided our loyal customers with significant added value in return for their commitment to CAME, it’s also attracted forward thinking installers who acknowledge the evolution of the industry, solidifying CAME’s position as a leader in the market at the forefront of the latest technology.

By providing FREE connectivity, our strategy has made our automation kits even more appealing to both installers and final users. The undeniable benefits of CAME Connect contribute to the success, but it’s the creativity of our installers that truly showcase the system’s potential, which we are continuously developing every day.

A network of CAME Connected installations grows daily, as the system is adopted by more and more installers, and we are delighted to once again commit to FREE connectivity throughout 2023 & 2024!

CAME’s commitment to remaining at the forefront of innovation and ensuring our customers are Always Connected is stronger now than ever before.”

Andrea Menuzzo
President, CAME S.p.A.



A BRAND NEW WAY TO MAKE YOUR KIT SELECTION

You asked for more choice... we listened.

Starting with this Automation Kit Price List we have introduced a whole new way to select your kit, giving you more flexibility and more choice to pick the exact kit components you need for each installation.

FROG-AE 24V KITS
UNDERGROUND SWING GATE AUTOMATION WITH ENCODER
FOR PAIR OF GATES, UP TO 3.5M PER LEAF

KIT CONTENTS

- 1 pair of Frog gearmotors
- 1 pair of Foundation bases
- Multifunction control panel
- Plug in radio frequency card
- Tuned antenna

Selection Items - See Selection Guide

- 1 year of photocells
- 4000Hz & custom rolling code remotes
- Release locks

Free GSM Connect module
Free 3 year INCE 480mb SIM
Full instruction manual and Setup Guide

FREE GSM CONNECT MODULE
3 year INCE 480mb SIM
WITH EVERY KIT

MOTOR LIMITS

2M	2.5M	3.5M
600kg	600kg	600kg

FROG-AE 24V PAIR OF GATES KIT SELECTOR

All kits supplied with 2 x Frog gearmotors, 2 x Foundation bases, plug in radio frequency card and tuned antenna, and free GSM Connectivity Pack. Simply choose the selections using links to the right below and target the kit code for your kit code.

Control Panel	PhotoCells	Rolling Code Remotes	Release Locks	Alarm Connected	Kit Code
DLX 1 Pair	New TOP 42	Key Release 42	Key Release 42		8K01MI-0515
DLX 1 Pair	New TOP 42	Key Release 42	Key Release 42		8K01MI-0516
DLX 1 Pair	New TOP 42	Key Release 42	Key Release 42		8K01MI-0588
DLX 1 Pair	New TOP 42	Key Release 42	Key Release 42		8K01MI-0589
DLX 1 Pair	New TOP 42	Key Release 42	Key Release 42		8K01MI-0517
DLX 1 Pair	New TOP 42	Key Release 42	Key Release 42		8K01MI-0518
DLX 1 Pair	New TOP 42	Key Release 42	Key Release 42		8K01MI-0519
DLX 1 Pair	New TOP 42	Key Release 42	Key Release 42		8K01MI-0520

DOWNLOAD THE LATEST PRICE LIST
In order to ensure that you have the very latest pricing, please scan the QR code to download the most up to date price list.

- 1 Start on the left, choosing your first item
- 2 Make your way to the right hand side, following the arrows to each of your desired components.
- 3 On the far right side the kit code of your selection will be presented.
- 4 Scan the QR code for the latest prices.

For example, if you want a FROG-AE 24V pair of gates kit with DLX photocells, TOP remotes, and key release locks, you would follow the highlighted path from left to right and arrive at the kit code 8K01MI-0518. It really is as easy as that.

CONTENTS

		CAME INSTALLERS ARE 	6
---	---	---	----------

		YOUR END USERS ARE 	14
---	---	--	-----------

		SWING GATE AUTOMATION KITS	18
---	---	-----------------------------------	-----------

		SLIDING GATE AUTOMATION KITS	66
--	--	-------------------------------------	-----------

		AUTOMATIC BARRIER KITS	80
---	---	-------------------------------	-----------


		GARAGE DOOR AUTOMATION KITS	88
---	---	------------------------------------	-----------

		RADIO CONTROLS, SELECTORS, PUSHBUTTONS, GATEWAY MODULES, PHOTOCELLS & SAFETY	90
---	---	---	-----------



DOWNLOAD THE LATEST PRICE LIST

In order to ensure that you have the very latest pricing, please scan the QR code to download the most up to date price list.





INSTALLER

**WE'RE GIVING YOU EVERYTHING YOU NEED:
CONNECTIVITY MODULE, ACTIVATED SIM, EASY TO USE APP...
ALL FREE!**

For the first time ever, it is now **FREE** to take advantage of cloud connectivity via CAME Connect.

Just take 2 minutes to wire the module to the control board, add your system via the app and you're away! It's so simple to do and the benefits to you and your business are huge...

WHAT IT OFFERS YOU AS AN INSTALLER

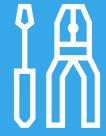
- » **ADD YOUR SYSTEM TO THE CLOUD IN LESS THAN 5 MINUTES!**
- » **MIGRATE 95% OF THE SYSTEM CONFIGURATION TO YOUR PHONE WITH THE EASY TO USE SETUP APP**
- » **LIVE ALERTS IF THE SYSTEM GOES OFFLINE OR WHEN A MAINTENANCE THRESHOLD IS REACHED**
- » **FREE REMOTE DIAGNOSTICS DIRECT TO YOUR SMARTPHONE OR TABLET**
- » **MOST IMPORTANTLY IT'LL SAVE YOU TIME, MONEY AND STREAMLINE YOUR BUSINESS!**
- » **MANAGE TRANSMITTERS AND CHANGE KEYPAD CODES REMOTELY IN SECONDS**
- » **ELIMINATE COSTLY CALL OUTS FOR MINOR SYSTEM CHANGES, MANAGE THEM FROM YOUR SMARTPHONE OR TABLET**

Don't just take our word for it... fit your ALWAYS CONNECTED module now to experience the benefits... After all, it's **FREE!**



Wire in your **FREE** RGSM module, download the SetUp App and get Connected.



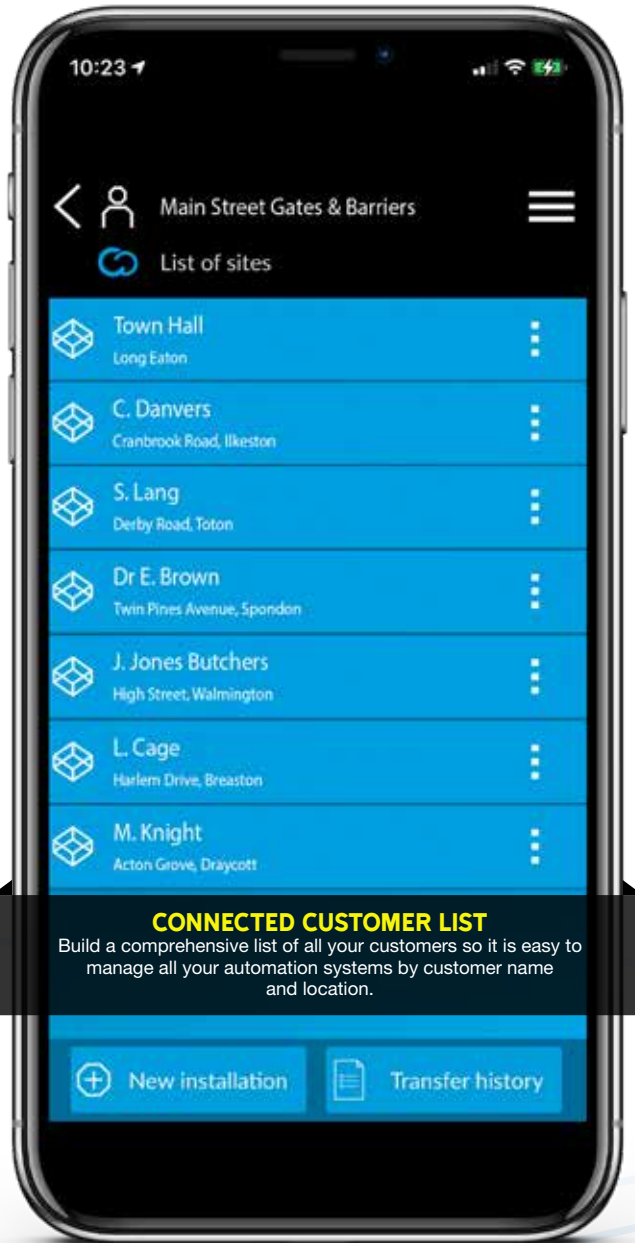


INSTALLER

**FREE REMOTE
DIAGNOSTICS
FOR ALL
CAME INSTALLERS**

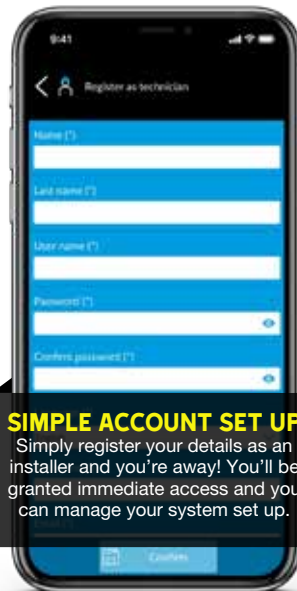


THE CAME SETUP APP



CONNECTED CUSTOMER LIST

Build a comprehensive list of all your customers so it is easy to manage all your automation systems by customer name and location.



SIMPLE ACCOUNT SET UP

Simply register your details as an installer and you're away! You'll be granted immediate access and you can manage your system set up.



SYSTEM CONFIGURATION

Intuitive app that allows you to transfer 95% of the system configuration to your phone, making it quicker than ever to get the automation system working.



MAKE CHANGES ON THE GO

Make simple system configuration changes for your customers from your mobile on the fly, no need to visit site!



DEVICE LIST

Monitor all of your Connected devices by site. Know their status, see faults, monitor openings. All from within the app. For every automation system you have in the field.

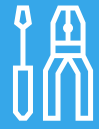
POWERFUL REMOTE SYSTEM ANALYSIS FROM YOUR SMARTPHONE

The CAME Connect platform and app has been redesigned to make the process simpler and easier to manage. From adding your automation systems, to managing support requests, CAME Connect 2.0 has been designed to make the life of the installer just that little bit easier.


Having access to this powerful remote management systems gives you access to real time information of every automation system that you manage, and **IT'S IN YOUR POCKET.**

Does your other automation manufacturer give you this level of remote diagnostics? Thought not.

THE PERFECT ON SITE PARTNER FOR EVERY CAME INSTALLER

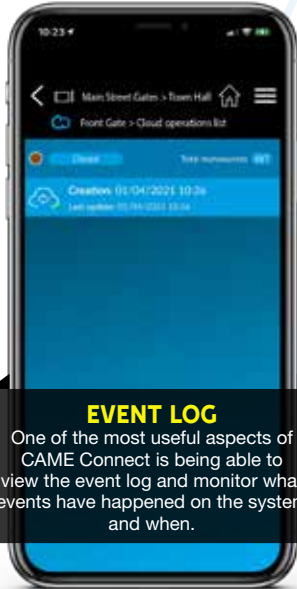


INSTALLER



TRANSMITTER MANAGEMENT

Simply scan the QR code on the remote packaging to easily add a transmitter to the system.



EVENT LOG

One of the most useful aspects of CAME Connect is being able to view the event log and monitor what events have happened on the system and when.



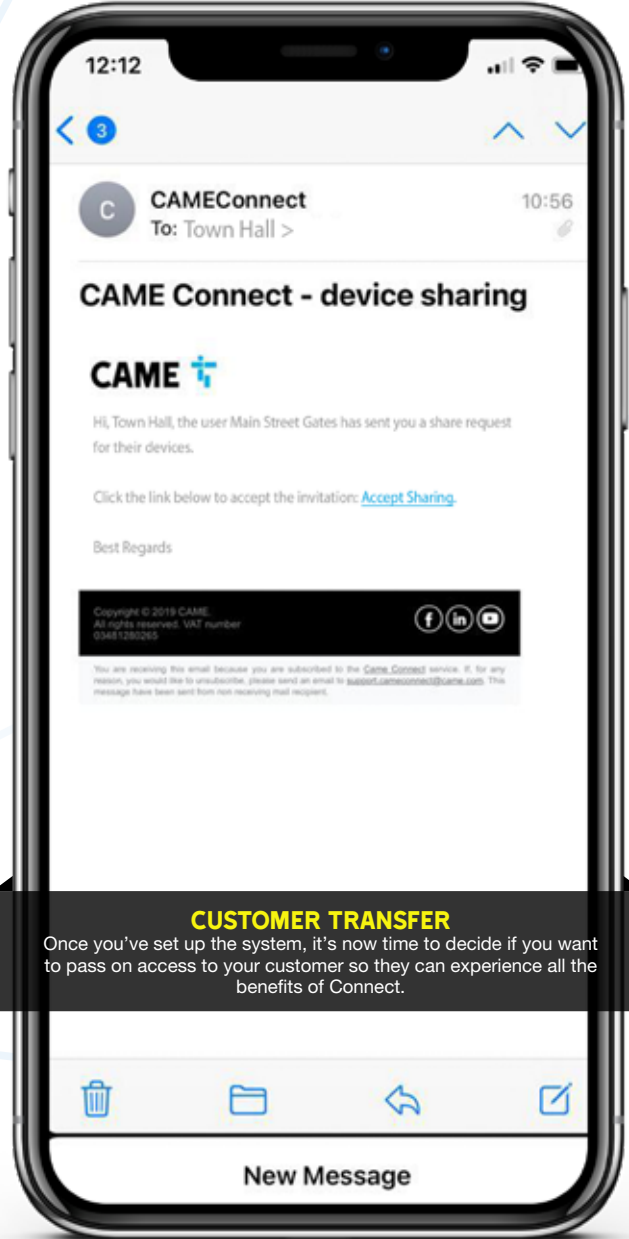
SUPPORT REQUESTS

Manage all of your support requests for every managed site in one place. Easy to navigate and simple to action. What more could an installer wish for?



TRANSFER HISTORY

With your installer account you'll be able to manage and have a log of all the system you own and manage and those that you have transferred to your customer.



CUSTOMER TRANSFER

Once you've set up the system, it's now time to decide if you want to pass on access to your customer so they can experience all the benefits of Connect.

DOWNLOAD THE APP NOW & EXPERIENCE THE POWER FOR YOURSELF



GET IT ON
Google Play

GET IT ON
App Store





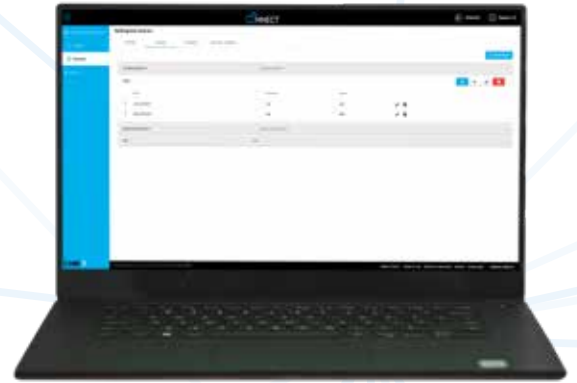
CAME CONNECT WEB PORTAL

**INTRODUCING THE MOST POWERFUL,
SIMPLE TO USE, BACK OFFICE SOLUTION
IN THE MARKET... ALL FREE OF CHARGE!**



UNLEASH THE FULL POTENTIAL THAT CAME CONNECT HAS TO OFFER...

A simple user interface means the CAME Connect platform can be managed by any member of your team, not just one of your engineers. So whilst your install and maintenance team are managing site visits, your back office staff can be taking care of everything online, including managing support requests, updating client scenario changes, creating calendar exclusions managing site maps, and much more.



EASILY CREATE CUSTOM SCENARIOS

Create an easy to action list of scenarios that run seamlessly in the background. Define the action, state the time and regularity and you're away.



CREATE ACCESS CONTROL SYSTEMS

Add and remove user access and create an easy to use access control system online via CAME Connect. Grant access at the touch of a button and deliver notifications to manage access.

POWERFUL BACK OFFICE FROM YOUR LAPTOP, OFFICE PC OR TABLET

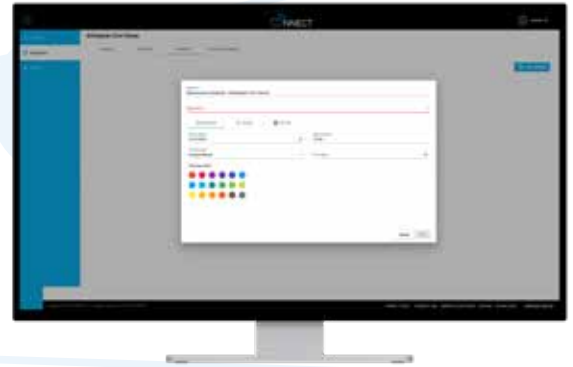
The CAME Connect web platform has been intuitively designed to provide seamless integration with the CAME SetUp App. Once you have used the app to manage system configuration on site, you can head straight to the portal where all the system information will have seamlessly migrated, and you can start to realise the full power of CAME Connect.

THE PERFECT CONNECTED OFF SITE PARTNER FOR EVERY CAME INSTALLER



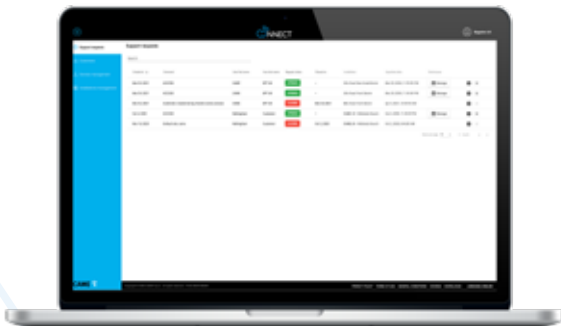
MANAGE SITE MAPPING

View and manage all of your installations on an easy to navigate site map, where you can easily see status notifications and navigate directly in to sites to affect immediate changes.



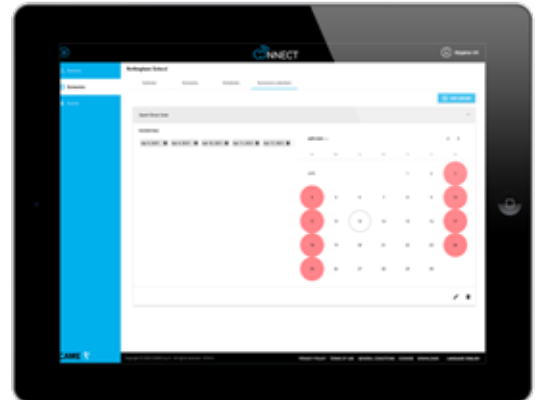
ADD A MAINTENANCE CALENDAR

Use the powerful calendar tool within CAME Connect to create maintenance schedules that automatically alert you when services are due. Making the whole process simple and easy for you.



MANAGE SUPPORT REQUESTS

Manage all of your support requests for every managed site via the web platform. Easy to navigate and simple to action. What more could an installer wish for?




MANAGE EXCLUSION CALENDERS

Manage a site exclusion schedule with the simple to use calendar function enabling you to exclude set days and times from the standard operating procedures.

VISIT THE WEB PORTAL NOW & TRY IT OUT FOR YOURSELF

www.cameconnect.net/login





Wouldn't it be great to add remote diagnostics to every one of your installations?

...you can with CAME's **FREE Always Connected kits!**

It is now **FREE** to take advantage of cloud connectivity and remote diagnostics via CAME Connect with every purchase of a qualifying kit...


...and it only takes 5 minutes of your time to install!



THE BEST BIT...

Besides providing an **RGSMT connectivity module for free**, our Always Connected kits are supplied with a **pre-installed, pre-activated SIM card** with 480mb of data included, at **no extra cost**.

Once you've wired in the module and activated your account, you can receive remote diagnostics of all of your installations.



INSTANT REMOTE CONNECTIVITY & DIAGNOSTICS



WHAT'S INCLUDED IN YOUR FREE CONNECTIVITY PACK:

- GSM Connectivity Module
- 3 Year/480Mb SIM - *Activated & Pre-installed*
- RSE Communication Card
- GSM Antenna Signal Pack
- GSM Module Support Card
- FREE Installer Pen...



3 SIMPLE STEPS TO GET ACTIVATED...

1

Wire the **5 cores of cable** into the control panel. We've pre-wired the cable into the module for you to save you time...



2

Take 1 minute to register your Technician account using the CAME SetUp app on your mobile device



3

Follow the simple instructions to add your device onto the CONNECT platform, and you're CONNECTED...
Remote diagnostics in under 5 minutes!



...IT COULDN'T BE EASIER TO GAIN REMOTE CONNECTIVITY

Installers across the country are already taking advantage of Always Connected, you have to ask yourself...

...Am I being left behind?







END USER

GIVE YOUR CUSTOMER A FULL
REMOTE SUPPORT SERVICE WITH **EVERY**
ALWAYS CONNECTED KIT

The beauty of CAME Connect is that it offers you, as an installer, so much that it makes sense to add connectivity to the system whatever the circumstances. But it also gives great customer benefits too... if you want it to of course.

You get it for FREE anyway, so the choice is yours whether to pass on the benefits to your customer. You can retain ownership of the Connect platform simply for the unique installer benefits, such as remote diagnostics, site maps and scenarios.

Alternatively, you could charge for the service alongside an existing maintenance package, or if you prefer you can also offer it for FREE as a sales differentiator against your competitors. The choice is yours, you are in control.

BENEFITS TO YOUR CUSTOMER

- » OPEN AND CLOSE THEIR GATE VIA THEIR SMARTPHONE
- » REMOTE ASSISTANCE FROM THE INSTALLER DURING POWER OUTAGES OR WHEN DAMAGE HAS OCCURRED
- » MANAGE FAMILY ACCESS
- » ASSURANCE THAT SERVICE AND MAINTENANCE IS REMOTELY MONITORED

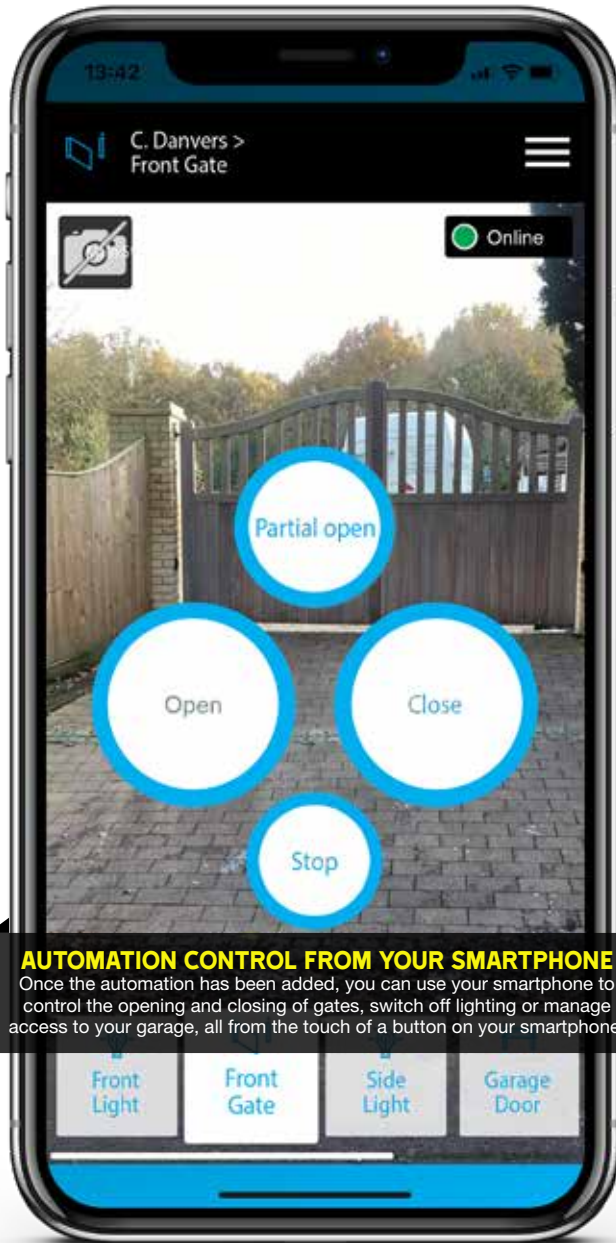
Security, safety and accessibility... All for **FREE**.
An ALWAYS CONNECTED system has it all.
Why wouldn't you want that for your customer?

DOWNLOAD THE APP TO **SEE HOW EASY IT IS**



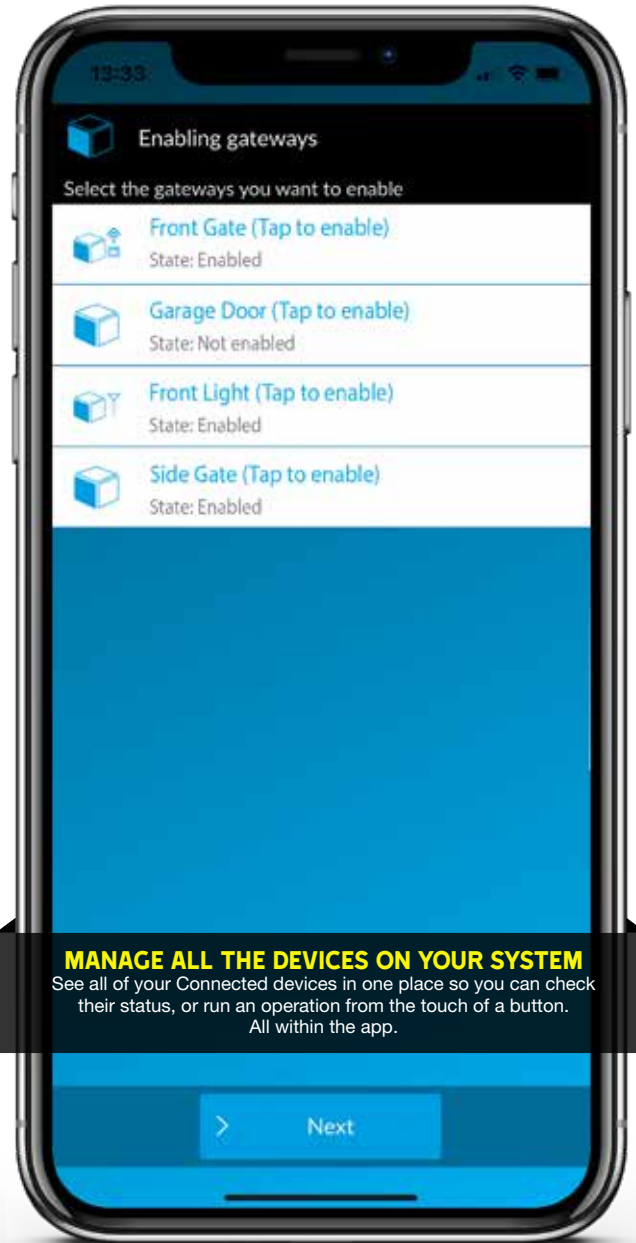


THE CAME AUTOMATION APP



AUTOMATION CONTROL FROM YOUR SMARTPHONE

Once the automation has been added, you can use your smartphone to control the opening and closing of gates, switch off lighting or manage access to your garage, all from the touch of a button on your smartphone.



MANAGE ALL THE DEVICES ON YOUR SYSTEM

See all of your Connected devices in one place so you can check their status, or run an operation from the touch of a button. All within the app.

A POWERFUL APP THAT GIVES YOUR CUSTOMER ACCESS CONTROL AND SECURITY AT THEIR FINGER TIPS

As an installer, whether you charge for the service or not, CAME Connect provides your customers with a host of benefits and add-ons to their automation system.

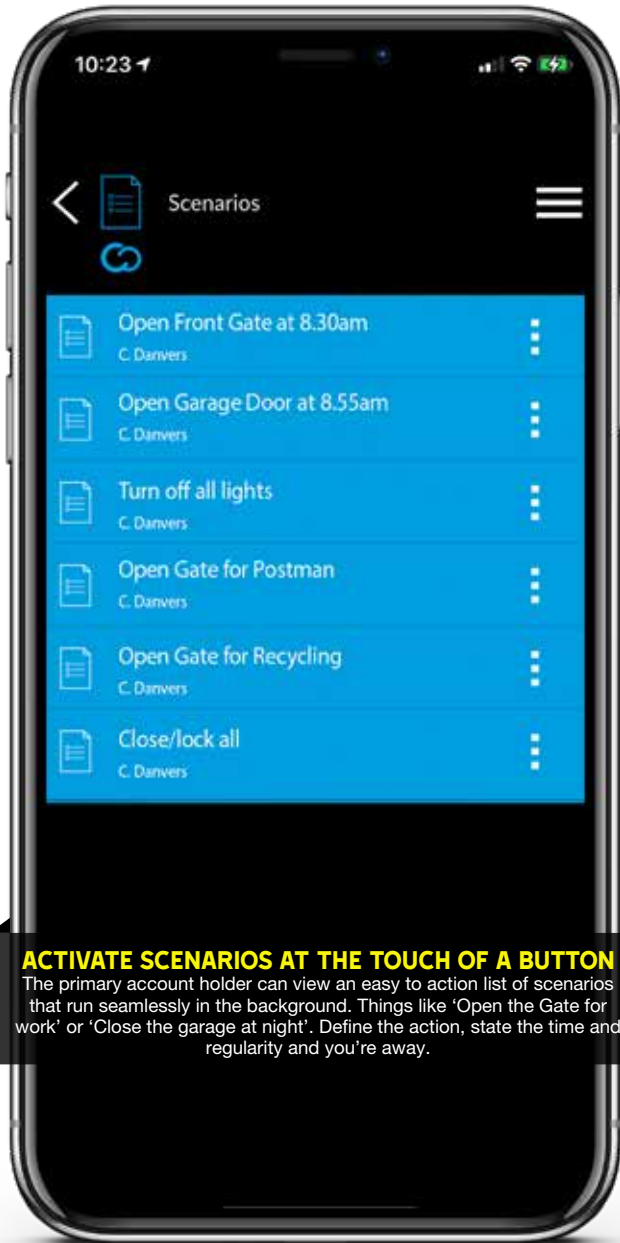
Open and close automations at the touch of a button using a smartphone, pre-set scenarios for a daily routine or check the status when away from the property. Connect does it all.

Connect offers so much to the installer and the end user. Adding it to your system for FREE is a no-brainer, however you choose to harness its power.

GIVING YOUR END USERS ULTIMATE CONTROL

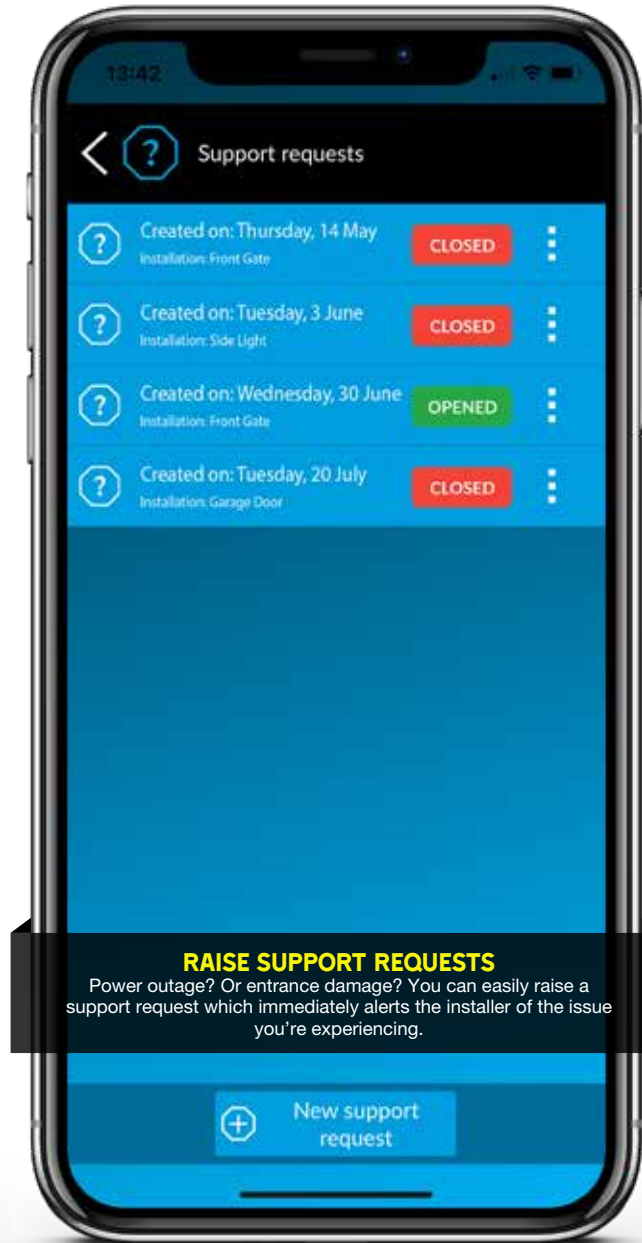


END USER



ACTIVATE SCENARIOS AT THE TOUCH OF A BUTTON

The primary account holder can view an easy to action list of scenarios that run seamlessly in the background. Things like 'Open the Gate for work' or 'Close the garage at night'. Define the action, state the time and regularity and you're away.



RAISE SUPPORT REQUESTS

Power outage? Or entrance damage? You can easily raise a support request which immediately alerts the installer of the issue you're experiencing.

DOWNLOAD THE APP TO SEE HOW EASY IT IS





**FREE GSM
CONNECT MODULE**
& 3 year **1NCE** 480mb SIM
WITH QUALIFYING
KITS



AUTOMATION KITS

20	SWING GATE AUTOMATION KITS
21	SWING GATE AUTOMATION KIT SELECTION GUIDE
24	FROG-AE UNDERGROUND SWING GATE AUTOMATION KITS
32	ATS WORM DRIVE SWING GATE AUTOMATION KITS
40	AXO WORM DRIVE SWING GATE AUTOMATION KITS
48	FTX ARTICULATED ARM SWING GATE AUTOMATION KITS
52	STYLO ARTICULATED ARM SWING GATE AUTOMATION KITS
54	FERNI ARTICULATED ARM SWING GATE AUTOMATION KITS
62	FROG-PLUS UNDERGROUND SWING GATE AUTOMATION KITS
66	SLIDING GATE AUTOMATION KITS
67	SLIDING GATE AUTOMATION KIT SELECTION GUIDE
70	BXV PLUS SLIDING GATE AUTOMATION KITS
72	BXV STANDARD SLIDING GATE AUTOMATION KITS
74	BXV RAPID SLIDING GATE AUTOMATION KITS
76	BKV SLIDING GATE AUTOMATION KITS
78	BY-3500T SLIDING GATE AUTOMATION KIT
80	AUTOMATIC BARRIER KITS
81	AUTOMATIC BARRIER KIT SELECTION GUIDE
84	GARD GT DELUXE BARRIER KITS
86	GARD PX DELUXE BRUSHLESS BARRIER KITS
88	GARAGE DOOR AUTOMATION KITS
88	VER PLUS
90	ACCESSORIES
91	TOP TRANSMITTERS
92	TTS TRANSMITTERS
94	RADIO CONTROL ACCESSORIES
95	BLUETOOTH SELECTORS
96	PUSH BUTTONS & KEYSWITCHES
98	CONNECT GATEWAY MODULES
100	PHOTOCELLS & SAFETY DEVICES
101	RIO WIRELESS SAFETY ACCESSORIES
102	EDG RESISTIVE SAFETY EDGES

ALWAYS
CONNECTED

SWING GATE AUTOMATION KITS



SELECTION GUIDE

CONTROL PANELS AND ACCESSORIES FOR 230V AND 24V SWING GATE KITS

230V CONTROL PANELS



ZA3P

Multifunction control panel for two-leaved swing gates, with limit-switch control and slow-down speed adjusting.



ZM3EZ

Multifunction control panel for swing gates with two leaves, graphic alerts display, self-diagnosing safety devices and on-board radio decoding.

24V CONTROL PANELS



ZLX24

Multifunction control panel, with 230 V AC power supply, for 24 V double-leaf gates, with programming and graphical signaling display, self-diagnosis of safety devices, Adaptive Speed & Torque Technology, CXN BUS, 4 safety inputs and storage for up to 1000 users.

NEW



ZL65

Control panel for one or two-leaf swing gates, with programming display, self-diagnosing safety devices and on-board radio decoding.



ZL92Z

Control panel for one or two-leaf swing gates with functions display, self-diagnosing safety devices and on-board radio decoding.

PHOTOCELLS



DIR

001DIR10 - Pair of surface-mounted synchronised infra-red beam photocells. Range: 10m



DXR

DXR20CAP - Pair of surface mounted synchronised, rotating infrared photocells. Range 20m. 12 - 24V AC-DC.



DXR BUS

DXR20SAP - Pair of surface mounted synchronised, rotating infrared BUS CXN photocells. Range 20m.



DLX

806TF-0080 Pair of surface-mounted synchronised infra-red beam photocells. Range: 30m



DLX BUS

806TF-0100 Pair of surface-mounted synchronised infra-red beam CXN BUS photocells. Range: 30m

REMOTES



NEW TOP

806TS-0270. TOP44RBN - Four-channel 433.92 MHz rolling code transmitter. 4,294,967,896 combinations.



NEW TOP

806TS-0310. TOP44FGN - Four-channel 433.92 MHz fixed code transmitter.



TTS

806TS-0250. Four-channel 433.92 MHz rolling code transmitter. 4,294,967,896 combinations.

RELEASE LOCKS (Underground systems only)



STANDARD

A4364

Release device with lever.







HIGH SECURITY

A4366

Release device with customised key and EURO-DIN cylinder.

GATE LENGTH

7m											
6m											
5m											
4m											
3m											
2m											
1m											
Series											
Motor Type	FROG-AE 230V PAGE 24 24V PAGE 28		ATS 230V PAGE 32 24V PAGE 36				AXO & AXO7 230V PAGE 40 24V PAGE 44				
	UNDERGROUND		WORM DRIVE								
Max leaf width	3.5m (11.5ft)	3.5m (11.5ft)	3m (10ft)	3m (10ft)	5m (16ft)	5m (16ft)	3m (10ft)	3m (10ft)	4m (13ft)	5m (16ft)	7m (23ft)
Kit Codes Pair of Gates	8K01MI-0501 8K01MI-0502 8K01MI-0584 8K01MI-0585 8K01MI-0503 8K01MI-0504 8K01MI-0505 8K01MI-0506	8K01MI-0515 8K01MI-0516 8K01MI-0588 8K01MI-0589 8K01MI-0517 8K01MI-0518 8K01MI-0519 8K01MI-0520	8K01MP-0400 8K01MP-0401 8K01MP-0735	8K01MP-0408 8K01MP-0739 8K01MP-0409 8K01MP-0740	8K01MP-0402 8K01MP-0403 8K01MP-0736	8K01MP-0410 8K01MP-0741 8K01MP-0411 8K01MP-0742	8K01MP-0420 8K01MP-0751 8K01MP-0421	8K01MP-0433 8K01MP-0757 8K01MP-0434 8K01MP-0435	8K01MP-0422 8K01MP-0752 8K01MP-0423	8K01MP-0437 8K01MP-0758 8K01MP-0438 8K01MP-0439	8K01MP-0424 8K01MP-0753 8K01MP-0425
Kit Codes Single Gate	8K01MI-0508 8K01MI-0509 8K01MI-0586 8K01MI-0587 8K01MI-0510 8K01MI-0511 8K01MI-0512 8K01MI-0513	8K01MI-0522 8K01MI-0523 8K01MI-0590 8K01MI-0591 8K01MI-0524 8K01MI-0525 8K01MI-0526 8K01MI-0527	8K01MP-0404 8K01MP-0405 8K01MP-0737	8K01MP-0412 8K01MP-0743 8K01MP-0413 8K01MP-0744	8K01MP-0406 8K01MP-0407 8K01MP-0738	8K01MP-0414 8K01MP-0745 8K01MP-0415 8K01MP-0746	8K01MP-0426 8K01MP-0754 8K01MP-0427	8K01MP-0441 8K01MP-0759 8K01MP-0442 8K01MP-0443	8K01MP-0428 8K01MP-0755 8K01MP-0429	8K01MP-0445 8K01MP-0760 8K01MP-0446 8K01MP-0447	8K01MP-0430 8K01MP-0756 8K01MP-0431

FROG-AE 230V KITS

UNDERGROUND SWING GATE AUTOMATION WITH ENCODER
FOR PAIR OF GATES, UP TO 3.5M PER LEAF



8K01MI-0501 kit shown.

KIT CONTENTS

- 1 pair of Frog gearmotors
- 1 pair of Foundation boxes
- Multifunction control panel
- Plug-in radio frequency card
- Tuned antenna

Selectable Items - See Selection Guide

- 1 pair of photocells
 - 433MHz 4-button rolling code transmitters
 - Release device
-
- Full instruction manual and Setup Guide

MOTOR LIMITS



FROG-AE 230V PAIR OF GATES KIT SELECTOR

All kits supplied with 2 x Frog gearmotors, 2 x foundation boxes, plug-in radio frequency card and tuned antenna, and free RGSM Connectivity Pack. Simply choose the selectable items listed in the chart below and follow the line across for your kit code.



Control Panel	Photocells	Rolling Code Remotes	Release Locks	Always Connected	Kit Code
	DIR 1 Pair	NEW New TOP x2	Lever Release x2		8K01MI-0501
			Key Release x2		8K01MI-0502
	DXR 1 Pair	New TOP x2	Lever Release x2		8K01MI-0584
			Key Release x2		8K01MI-0585
	DLX 1 Pair	NEW New TOP x2	Lever Release x2		8K01MI-0503
			Key Release x2		8K01MI-0504
		PREMIUM TTS x2	Lever Release x2		8K01MI-0505
			Key Release x2		8K01MI-0506



DOWNLOAD THE LATEST PRICE LIST

In order to ensure that you have the very latest pricing, please scan the QR code to download the most up to date price list.



FROG-AE 230V KITS

UNDERGROUND SWING GATE AUTOMATION WITH ENCODER
FOR A SINGLE GATE, UP TO 3.5M LEAF



8K01MI-0508 kit shown.

KIT CONTENTS

- Single Frog gearmotor
- Single Foundation box
- Multifunction control panel
- Plug-in radio frequency card
- Tuned antenna

Selectable Items - See Selection Guide

- 1 pair of photocells
 - 433MHz 4-button rolling code transmitters
 - Release device
-
- Full instruction manual and Setup Guide

MOTOR LIMITS



FROG-AE 230V SINGLE GATE KIT SELECTOR

All kits supplied with 1 x Frog gearmotor, 1 x foundation box, plug-in radio frequency card and tuned antenna, and free RGSM Connectivity Pack. *Simply choose the selectable items listed in the chart below and follow the line across for your kit code.*



Control Panel	Photocells	Rolling Code Remotes	Release Locks	Always Connected	Kit Code
	DIR 1 Pair	NEW New TOP x2	Lever Release x2		8K01MI-0508
			Key Release x2		8K01MI-0509
	DXR 1 Pair	New TOP x2	Lever Release x2		8K01MI-0586
			Key Release x2		8K01MI-0587
	DLX 1 Pair	NEW New TOP x2	Lever Release x2		8K01MI-0510
			Key Release x2		8K01MI-0511
		PREMIUM TTS x2	Lever Release x2		8K01MI-0512
			Key Release x2		8K01MI-0513



DOWNLOAD THE LATEST PRICE LIST

In order to ensure that you have the very latest pricing, please scan the QR code to download the most up to date price list.





FROG-AE 24V KITS

UNDERGROUND SWING GATE AUTOMATION WITH ENCODER
FOR PAIR OF GATES, UP TO 3.5M PER LEAF



8K01MI-0515 kit shown.

KIT CONTENTS

- 1 pair of Frog gearmotors
- 1 pair of Foundation boxes
- Multifunction control panel
- Plug-in radio frequency card
- Tuned antenna

Selectable Items - See Selection Guide

- 1 pair of photocells
- 433MHz 4-button rolling code transmitters
- Release device

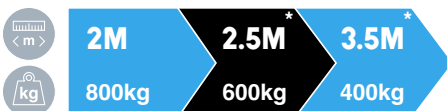
- **Free GSM Connect module**
- **Free 3 year 480Mb SIM**
- Full instruction manual and Setup Guide



**FREE GSM
CONNECT MODULE**
& 3 year **INCE** 480mb SIM

WITH EVERY KIT

MOTOR LIMITS



























*An electric lock or mag-lock is mandatory.

FROG-AE 24V PAIR OF GATES KIT SELECTOR

All kits supplied with 2 x Frog gearmotors, 2 x foundation boxes, plug-in radio frequency card and tuned antenna, and free RGSM Connectivity Pack. Simply choose the selectable items listed in the chart below and follow the line across for your kit code.




Control Panel	Photocells	Rolling Code Remotes	Release Locks	Always Connected	Kit Code	
 <p>ZLX24S</p>	 <p>DIR 1 Pair</p>	 <p>New TOP x2</p>	 <p>Lever Release x2</p>		8K01MI-0515	
			 <p>Key Release x2</p>		8K01MI-0516	
	 <p>DXR BUS 1 Pair</p>	 <p>New TOP x2</p>	 <p>Lever Release x2</p>		8K01MI-0588	
			 <p>Key Release x2</p>		8K01MI-0589	
			 <p>New TOP x2</p>	 <p>Lever Release x2</p>		8K01MI-0517
			 <p>Key Release x2</p>		8K01MI-0518	
	 <p>DLX BUS 1 Pair</p>	 <p>TTS x2</p>	 <p>Lever Release x2</p>		8K01MI-0519	
			 <p>Key Release x2</p>		8K01MI-0520	



DOWNLOAD THE LATEST PRICE LIST

In order to ensure that you have the very latest pricing, please scan the QR code to download the most up to date price list.



FROG-AE 24V KITS

UNDERGROUND SWING GATE AUTOMATION WITH ENCODER
FOR A SINGLE GATE, UP TO 3.5M LEAF



8K01MI-0522 kit shown.

KIT CONTENTS

- Single Frog gearmotor
- Single Foundation box
- Multifunction control panel
- Plug-in radio frequency card
- Tuned antenna

Selectable Items - See Selection Guide

- 1 pair of photocells
- 433MHz 4-button rolling code transmitters
- Release device

- **Free GSM Connect module**
- **Free 3 year 480Mb SIM**
- Full instruction manual and Setup Guide



**FREE GSM
CONNECT MODULE**
& 3 year **INCE** 480mb SIM

WITH EVERY KIT

MOTOR LIMITS



























*An electric lock or mag-lock is mandatory.

FROG-AE 24V SINGLE GATE KIT SELECTOR

All kits supplied with 1 x Frog gearmotor, 1 x foundation box, plug-in radio frequency card and tuned antenna, and free RGSM Connectivity Pack. [Simply choose the selectable items listed in the chart below and follow the line across for your kit code.](#)



Control Panel	Photocells	Rolling Code Remotes	Release Locks	Always Connected	Kit Code	
 <p>ZLX24S</p>	 <p>DIR 1 Pair</p>	 <p>NEW New TOP x2</p>	 <p>Lever Release x2</p>		8K01MI-0522	
			 <p>Key Release x2</p>		8K01MI-0523	
	 <p>DXR BUS 1 Pair</p>	 <p>NEW New TOP x2</p>	 <p>Lever Release x2</p>		8K01MI-0590	
			 <p>Key Release x2</p>		8K01MI-0591	
			 <p>NEW New TOP x2</p>	 <p>Lever Release x2</p>		8K01MI-0524
			 <p>Key Release x2</p>		8K01MI-0525	
	 <p>DLX BUS 1 Pair</p>	 <p>PREMIUM TTS x2</p>	 <p>Lever Release x2</p>		8K01MI-0526	
			 <p>Key Release x2</p>		8K01MI-0527	



DOWNLOAD THE LATEST PRICE LIST

In order to ensure that you have the very latest pricing, please scan the QR code to download the most up to date price list.





ATS 230V KITS

WORM DRIVE SWING GATE AUTOMATION WITH ENCODER
FOR PAIR OF GATES, UP TO 5M PER LEAF



8K01MP-0401 kit shown.

KIT CONTENTS

- 1 pair of ATS gearmotors
- Plug-in radio frequency card
- Tuned antenna
- Release device

Selectable Items - See Selection Guide

- Multifunction control panel
- 1 pair of photocells
- 433MHz 4-button transmitters

- **Free GSM Connect module**
- **Free 3 year 480Mb SIM**
- Full instruction manual and Setup Guide



**FREE GSM
CONNECT MODULE**
& 3 year **INCE 480mb SIM**

WITH QUALIFYING KITS



We would always advise you to spec your jobs with safety edges. When you see this symbol it is necessary that at least one is used to achieve force testing compliance. [See page 102 for safety edge options.](#)

MOTOR LIMITS



ATS 230V PAIR OF GATES KIT SELECTOR

All kits supplied with 2 x ATS gearmotors, plug-in radio frequency card and tuned antenna, and free RGSM Connectivity Pack (where applicable). *Simply choose the selectable items listed in the chart below and follow the line across for your kit code.*



Motor	Control Panel	Photocells	Remotes	Always Connected	Kit Code		
<p>ATS 3 METRE</p>	<p>ZA3P</p>	<p>DIR 1 Pair</p>	<p>NEW New TOP Fixed Code x2</p>	<p>NOT AVAILABLE</p>	8K01MP-0400		
			<p>ZM3EZ</p>	<p>DLX 1 Pair</p>	<p>NEW New TOP Rolling Code x2</p>		8K01MP-0401
	<p>DXR 1 Pair</p>	<p>NEW New TOP Rolling Code x2</p>				8K01MP-0735	
		<p>ATS 5 METRE</p>		<p>ZA3P</p>	<p>DIR 1 Pair</p>	<p>NEW New TOP Fixed Code x2</p>	<p>NOT AVAILABLE</p>
	<p>ZM3EZ</p>					<p>DLX 1 Pair</p>	<p>NEW New TOP Rolling Code x2</p>
			<p>DXR 1 Pair</p>	<p>NEW New TOP Rolling Code x2</p>			8K01MP-0736



DOWNLOAD THE LATEST PRICE LIST


In order to ensure that you have the very latest pricing, please scan the QR code to download the most up to date price list.





ATS 230V KITS

WORM DRIVE SWING GATE AUTOMATION WITH ENCODER
FOR A SINGLE GATE, UP TO 3.5M LEAF



8K01MP-0404 kit shown.



We would always advise you to spec your jobs with safety edges. When you see this symbol it is necessary that at least one is used to achieve force testing compliance. [See page 102 for safety edge options.](#)

MOTOR LIMITS



KIT CONTENTS

- Single ATS gearmotor
- Plug-in radio frequency card
- Tuned antenna
- Release device

Selectable Items - See Selection Guide

- Multifunction control panel
- 1 pair of photocells
- 433MHz 4-button transmitters

- **Free GSM Connect module**
- **Free 3 year 480Mb SIM**
- Full instruction manual and Setup Guide



**FREE GSM
CONNECT MODULE**
& 3 year **INCE 480mb SIM**

WITH QUALIFYING KITS

ATS 230V SINGLE GATE KIT SELECTOR

All kits supplied with 1 x ATS gearmotor, plug-in radio frequency card and tuned antenna, and free RGSM Connectivity Pack (where applicable). **Simply choose the selectable items listed in the chart below and follow the line across for your kit code.**



Motor	Control Panel	Photocells	Remotes	Always Connected	Kit Code	
<p>ATS 3 METRE</p>	<p>ZA3P</p>	<p>DIR 1 Pair</p>	<p>NEW New TOP Fixed Code x2</p>	<p>NOT AVAILABLE</p>	8K01MP-0404	
			<p>DLX 1 Pair</p>	<p>NEW New TOP Rolling Code x2</p>		8K01MP-0405
	<p>DXR 1 Pair</p>	<p>NEW New TOP Rolling Code x2</p>			8K01MP-0737	
		<p>NOT AVAILABLE</p>				
	<p>ATS 5 METRE</p>	<p>ZA3P</p>		<p>DIR 1 Pair</p>	<p>NEW New TOP Fixed Code x2</p>	<p>NOT AVAILABLE</p>
			<p>DLX 1 Pair</p>		<p>NEW New TOP Rolling Code x2</p>	
<p>DXR 1 Pair</p>		<p>NEW New TOP Rolling Code x2</p>			8K01MP-0738	
		<p>NOT AVAILABLE</p>				



DOWNLOAD THE LATEST PRICE LIST

In order to ensure that you have the very latest pricing, please scan the QR code to download the most up to date price list.





ATS 24V KITS

WORM DRIVE SWING GATE AUTOMATION WITH ENCODER
FOR PAIR OF GATES, UP TO 5M PER LEAF



8K01MP-0409 kit shown.

KIT CONTENTS

- 1 pair of ATS gearmotors
- Plug-in radio frequency card
- Tuned antenna
- Release device

Selectable Items - See Selection Guide

- Multifunction control panel
- 1 pair of photocells
- 433MHz 4-button rolling code transmitters

- **Free GSM Connect module**
- **Free 3 year 480Mb SIM**
- Full instruction manual and Setup Guide



FREE GSM NNECT MODULE
& 3 year **INCE** 480mb SIM

WITH EVERY KIT

MOTOR LIMITS



ATS 24V PAIR OF GATES KIT SELECTOR

All kits supplied with 2 x ATS gearmotors, plug-in radio frequency card and tuned antenna, and free RGSM Connectivity Pack. Simply choose the selectable items listed in the chart below and follow the line across for your kit code.




Motor	Control Panel	Photocells	Rolling Code Remotes	Always Connected	Kit Code
<p>ATS 3 METRE</p>	<p>ZL65</p>	<p>DIR 1 Pair</p>	<p>NEW New TOP x2</p>		8K01MP-0408
		<p>DXR 1 Pair</p>	<p>NEW New TOP x2</p>		8K01MP-0739
	<p>ZLX24S</p>	<p>DLX BUS 1 Pair</p>	<p>NEW New TOP x2</p>		8K01MP-0409
		<p>DXR BUS 1 Pair</p>	<p>NEW New TOP x2</p>		8K01MP-0740
<p>ATS 5 METRE</p>	<p>ZL65</p>	<p>DIR 1 Pair</p>	<p>NEW New TOP x2</p>		8K01MP-0410
		<p>DXR 1 Pair</p>	<p>NEW New TOP x2</p>		8K01MP-0741
	<p>ZLX24S</p>	<p>DLX BUS 1 Pair</p>	<p>NEW New TOP x2</p>		8K01MP-0411
		<p>DXR BUS 1 Pair</p>	<p>NEW New TOP x2</p>		8K01MP-0742



DOWNLOAD THE LATEST PRICE LIST


In order to ensure that you have the very latest pricing, please scan the QR code to download the most up to date price list.





ATS 24V KITS

WORM DRIVE SWING GATE AUTOMATION WITH ENCODER
FOR A SINGLE GATE, UP TO 5M LEAF



KIT CONTENTS

- Single ATS gearmotor
- Plug-in radio frequency card
- Tuned antenna
- Release device

Selectable Items - See Selection Guide

- Multifunction control panel
- 1 pair of photocells
- 433MHz 4-button rolling code transmitters

- **Free GSM Connect module**
- **Free 3 year 480Mb SIM**
- Full instruction manual and Setup Guide

8K01MP-0412 kit shown.



**FREE GSM
CONNECT MODULE**
& 3 year **INCE** 480mb SIM

WITH EVERY KIT

MOTOR LIMITS



ATS 24V SINGLE GATE KIT SELECTOR

All kits supplied with 1 x ATS gearmotor, plug-in radio frequency card and tuned antenna, and free RGSM Connectivity Pack. Simply choose the selectable items listed in the chart below and follow the line across for your kit code.



Motor	Control Panel	Photocells	Rolling Code Remotes	Always Connected	Kit Code
 ATS 3 METRE	ZL65	DIR 1 Pair	New TOP x2		8K01MP-0412
		DXR 1 Pair	New TOP x2		8K01MP-0743
	ZLX24S	DLX BUS 1 Pair	New TOP x2		8K01MP-0413
		DXR BUS 1 Pair	New TOP x2		8K01MP-0744
 ATS 5 METRE	ZL65	DIR 1 Pair	New TOP x2		8K01MP-0414
		DXR 1 Pair	New TOP x2		8K01MP-0745
	ZLX24S	DLX BUS 1 Pair	New TOP x2		8K01MP-0415
		DXR BUS 1 Pair	New TOP x2		8K01MP-0746



DOWNLOAD THE LATEST PRICE LIST

In order to ensure that you have the very latest pricing, please scan the QR code to download the most up to date price list.





AXO 230V KITS

WORM DRIVE SWING GATE AUTOMATION WITH ENCODER
FOR PAIR OF GATES, UP TO 7M PER LEAF

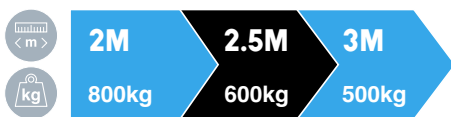


8K01MP-0424 kit shown.



We would always advise you to spec your jobs with safety edges. When you see this symbol it is necessary that at least one is used to achieve force testing compliance. [See page 102 for safety edge options.](#)

MOTOR LIMITS AXO 3 METRE

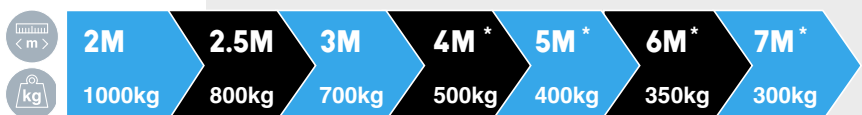


MOTOR LIMITS AXO 4 METRE



*An electric lock or mag-lock is mandatory.

MOTOR LIMITS AXO 7 METRE



KIT CONTENTS

- 1 pair of AXO gearmotors
- Multifunction control panel
- Plug-in radio frequency card
- Tuned antenna
- Release device

Selectable Items - See Selection Guide


- 1 pair of photocells
- 433MHz 4-button rolling code transmitters

- **Free GSM Connect module**
- **Free 3 year 480Mb SIM**
- Full instruction manual and Setup Guide



**FREE GSM
CONNECT MODULE**
& 3 year **INCE 480mb SIM**

WITH EVERY KIT




AXO 230V PAIR OF GATES KIT SELECTOR

All kits supplied with 2 x AXO gearmotors, plug-in radio frequency card and tuned antenna, and free RGSM Connectivity Pack. Simply choose the selectable items listed in the chart below and follow the line across for your kit code.

Motor	Control Panel	Photocells	Rolling Code Remotes	Always Connected	Kit Code
 AXO 3 METRE	 ZM3EZ	 DIR 1 Pair	 NEW New TOP x2		8K01MP-0420
		 DXR 1 Pair	 NEW New TOP x2		8K01MP-0751
		 DLX 1 Pair	 PREMIUM TTS x2		8K01MP-0421
 AXO 4 METRE	 ZM3EZ	 DIR 1 Pair	 NEW New TOP x2		8K01MP-0422
		 DXR 1 Pair	 NEW New TOP x2		8K01MP-0752
		 DLX 1 Pair	 PREMIUM TTS x2		8K01MP-0423
 AXO 7 METRE	 ZM3EZ	 DIR 1 Pair	 NEW New TOP x2		8K01MP-0424
		 DXR 1 Pair	 NEW New TOP x2		8K01MP-0753
		 DLX 1 Pair	 PREMIUM TTS x2		8K01MP-0425



DOWNLOAD THE LATEST PRICE LIST
In order to ensure that you have the very latest pricing, please scan the QR code to download the most up to date price list.





AXO 230V KITS

WORM DRIVE SWING GATE AUTOMATION WITH ENCODER
FOR A SINGLE GATE, UP TO 7M LEAF



8K01MP-0426 kit shown.



We would always advise you to spec your jobs with safety edges. When you see this symbol it is necessary that at least one is used to achieve force testing compliance. See page 102 for safety edge options.

MOTOR LIMITS AXO 3 METRE



MOTOR LIMITS AXO 4 METRE



*An electric lock or mag-lock is mandatory.

MOTOR LIMITS AXO 7 METRE



KIT CONTENTS

- 1 pair of AXO gearmotors
- Multifunction control panel
- Plug-in radio frequency card
- Tuned antenna
- Release device

Selectable Items - See Selection Guide

- 1 pair of photocells
- 433MHz 4-button rolling code transmitters

- **Free GSM Connect module**
- **Free 3 year 480Mb SIM**
- Full instruction manual and Setup Guide




**FREE GSM
CONNECT MODULE**
& 3 year **INCE** 480mb SIM

WITH EVERY KIT

AXO 230V SINGLE GATE KIT SELECTOR

All kits supplied with 1 x AXO gearmotor, plug-in radio frequency card and tuned antenna, and free RGSM Connectivity Pack. Simply choose the selectable items listed in the chart below and follow the line across for your kit code.



Motor	Control Panel	Photocells	Rolling Code Remotes	Always Connected	Kit Code
 AXO 3 METRE	 ZM3EZ	 DIR 1 Pair	 New TOP x2		8K01MP-0426
		 DXR 1 Pair	 New TOP x2		8K01MP-0754
		 DLX 1 Pair	 TTS x2		8K01MP-0427
 AXO 4 METRE	 ZM3EZ	 DIR 1 Pair	 New TOP x2		8K01MP-0428
		 DXR 1 Pair	 New TOP x2		8K01MP-0755
		 DLX 1 Pair	 TTS x2		8K01MP-0429
 AXO 7 METRE	 ZM3EZ	 DIR 1 Pair	 New TOP x2		8K01MP-0430
		 DXR 1 Pair	 New TOP x2		8K01MP-0756
		 DLX 1 Pair	 TTS x2		8K01MP-0431



DOWNLOAD THE LATEST PRICE LIST

In order to ensure that you have the very latest pricing, please scan the QR code to download the most up to date price list.





AXO 24V KITS

WORM DRIVE SWING GATE AUTOMATION WITH ENCODER
FOR PAIR OF GATES, UP TO 5M PER LEAF



8K01MP-0437 kit shown.

KIT CONTENTS

- 1 pair of AXO gearmotors
- Multifunction control panel
- Plug-in radio frequency card
- Tuned antenna
- Release device

Selectable Items - See Selection Guide

- 1 pair of photocells
- 433MHz 4-button rolling code transmitters

- **Free GSM Connect module**
- **Free 3 year 480Mb SIM**
- Full instruction manual and Setup Guide



**FREE GSM
CONNECT MODULE**
& 3 year **INCE 480mb SIM**

WITH EVERY KIT

MOTOR LIMITS AXO 3 METRE




MOTOR LIMITS AXO 5 METRE



*An electric lock or mag-lock is mandatory.

AXO 24V PAIR OF GATES KIT SELECTOR

All kits supplied with 2 x AXO gearmotors, plug-in radio frequency card and tuned antenna, and free RGSM Connectivity Pack. Simply choose the selectable items listed in the chart below and follow the line across for your kit code.



Motor	Control Panel	Photocells	Rolling Code Remotes	Always Connected	Kit Code
<p>AXO 3 METRE</p>	<p>ZLX24S</p>	<p>DIR 1 Pair</p>	<p>NEW New TOP x2</p>		8K01MP-0433
		<p>DXR BUS 1 Pair</p>	<p>NEW New TOP x2</p>		8K01MP-0757
		<p>DLX Bus 1 Pair</p>	<p>NEW New TOP x2</p>		8K01MP-0434
		<p>DLX Bus 1 Pair</p>	<p>PREMIUM TTS x2</p>		8K01MP-0435
<p>AXO 5 METRE</p>	<p>ZLX24S</p>	<p>DIR 1 Pair</p>	<p>NEW New TOP x2</p>		8K01MP-0437
		<p>DXR BUS 1 Pair</p>	<p>NEW New TOP x2</p>		8K01MP-0758
		<p>DLX Bus 1 Pair</p>	<p>NEW New TOP x2</p>		8K01MP-0438
		<p>DLX Bus 1 Pair</p>	<p>PREMIUM TTS x2</p>		8K01MP-0439



DOWNLOAD THE LATEST PRICE LIST

In order to ensure that you have the very latest pricing, please scan the QR code to download the most up to date price list.





AXO 24V KITS

WORM DRIVE SWING GATE AUTOMATION WITH ENCODER
FOR A SINGLE GATE, UP TO 5M LEAF



8K01MP-0441 kit shown.

KIT CONTENTS

- Single AXO gearmotor
- Multifunction control panel
- Plug-in radio frequency card
- Tuned antenna
- Release device

Selectable Items - See Selection Guide

- 1 pair of photocells
- 433MHz 4-button rolling code transmitters

- **Free GSM Connect module**
- **Free 3 year 480Mb SIM**
- Full instruction manual and Setup Guide



**FREE GSM
CONNECT MODULE**
& 3 year **INCE 480mb SIM**

WITH EVERY KIT

MOTOR LIMITS AXO 3 METRE




MOTOR LIMITS AXO 5 METRE



*An electric lock or mag-lock is mandatory.

AXO 24V SINGLE GATE KIT SELECTOR

All kits supplied with 1 x AXO gearmotor, plug-in radio frequency card and tuned antenna, and free RGSM Connectivity Pack. Simply choose the selectable items listed in the chart below and follow the line across for your kit code.



Motor	Control Panel	Photocells	Rolling Code Remotes	Always Connected	Kit Code
<p>AXO 3 METRE</p>	<p>ZLX24S</p>	<p>DIR 1 Pair</p>	<p>NEW New TOP x2</p>		8K01MP-0441
		<p>DXR BUS 1 Pair</p>	<p>NEW New TOP x2</p>		8K01MP-0759
		<p>DLX Bus 1 Pair</p>	<p>NEW New TOP x2</p>		8K01MP-0442
			<p>PREMIUM TTS x2</p>		8K01MP-0443
<p>AXO 5 METRE</p>	<p>ZLX24S</p>	<p>DIR 1 Pair</p>	<p>NEW New TOP x2</p>		8K01MP-0445
		<p>DXR BUS 1 Pair</p>	<p>NEW New TOP x2</p>		8K01MP-0760
		<p>DLX Bus 1 Pair</p>	<p>NEW New TOP x2</p>		8K01MP-0446
			<p>PREMIUM TTS x2</p>		8K01MP-0447



DOWNLOAD THE LATEST PRICE LIST

In order to ensure that you have the very latest pricing, please scan the QR code to download the most up to date price list.





FTX 24V KITS

ARTICULATED ARM SWING GATE AUTOMATION WITH ENCODER
FOR PAIR OF GATES, UP TO 2M PER LEAF



8K01MP-0560 kit shown.

KIT CONTENTS

- 1 pair of FTX gearmotors
- Plug-in radio frequency card
- Tuned antenna
- Release device

Selectable Items - See Selection Guide

- Multifunction control panel
- 1 pair of photocells
- 433MHz 4-button rolling code transmitters

- **Free GSM Connect module**
- **Free 3 year 480Mb SIM**
- Full instruction manual and Setup Guide



**FREE GSM
CONNECT MODULE**
& 3 year **1NCE** 480mb SIM

WITH EVERY KIT

MOTOR LIMITS



FTX 24V PAIR OF GATES KIT SELECTOR

Kit supplied with 2 x FTX gearmotors, plug-in radio frequency card and tuned antenna, and free RGSM Connectivity Pack. Simply choose the selectable items listed in the chart below and follow the line across for your kit code.




Control Panel	Motor	Photocells	Rolling Code Remotes	Always Connected	Kit Code
---------------	-------	------------	----------------------	------------------	----------



DOWNLOAD THE LATEST PRICE LIST

In order to ensure that you have the very latest pricing, please scan the QR code to download the most up to date price list.





FTX 24V KITS

ARTICULATED ARM SWING GATE AUTOMATION WITH ENCODER
FOR A SINGLE GATE, UP TO 2M LEAF



8K01MP-0562 kit shown.

KIT CONTENTS

- Single FTX gearmotor
- Plug-in radio frequency card
- Tuned antenna
- Release device

Selectable Items - See Selection Guide

- Multifunction control panel
- 1 pair of photocells
- 433MHz 4-button rolling code transmitters

- **Free GSM Connect module**
- **Free 3 year 480Mb SIM**
- Full instruction manual and Setup Guide



**FREE GSM
CONNECT MODULE**
& 3 year **INCE** 480mb SIM

WITH EVERY KIT

MOTOR LIMITS



FTX 24V SINGLE GATE KIT SELECTOR

Kit supplied with 1 x FTX gearmotor, plug-in radio frequency card and tuned antenna, and free RGSM Connectivity Pack. Simply choose the selectable items listed in the chart below and follow the line across for your kit code.



Control Panel	Motor	Photocells	Rolling Code Remotes	Always Connected	Kit Code
---------------	-------	------------	----------------------	------------------	----------



DOWNLOAD THE LATEST PRICE LIST

In order to ensure that you have the very latest pricing, please scan the QR code to download the most up to date price list.



STYLO 24V KITS

ARTICULATED ARM SWING GATE AUTOMATION WITH ENCODER
FOR GATE LEAVES UP TO 1.8M



8K01MB-0576 kit shown.

MOTOR LIMITS



KIT CONTENTS

- Stylo gearmotors (single or pair)
- Plug-in radio frequency card
- 433MHz 4-button rolling code transmitters
- Release device
- Tuned antenna

Selectable Items - See Selection Guide

- Multifunction control panel
- 1 pair of photocells
- Drive arms (single or pair)
- **Free GSM Connect module**
- **Free 3 year 480Mb SIM**
- Full instruction manual and Setup Guide



**FREE GSM
CONNECT MODULE**
 & 3 year **INCE** 480mb SIM
WITH QUALIFYING KITS



DOWNLOAD THE LATEST PRICE LIST

In order to ensure that you have the very latest pricing, please scan the QR code to download the most up to date price list.



STYLO 24V PAIR OF GATES KIT SELECTOR

Kit supplied with 2 x Stylo gearmotors, plug-in radio frequency card and tuned antenna, and free RGSM Connectivity Pack (where applicable). **Simply choose the selectable items listed in the chart below and follow the line across for your kit code.**



Control Panel	Photocells	Rolling Code Remotes	Arm	Always Connected	Kit Code
 ZL92Z	 DIR 1 Pair	 New TOP x2	 STYLO-BS	 NOT AVAILABLE	8K01MB-0570
			 STYLO-BD	 NOT AVAILABLE	8K01MB-0574

 ZLX24S	 DLX BUS 1 Pair	 New TOP x2	 STYLO-BS	 	8K01MB-0571
			 STYLO-BD	 	8K01MB-0575

STYLO 24V SINGLE GATE KIT SELECTOR

Kit supplied with Stylo gearmotor, plug-in radio frequency card and tuned antenna, and free RGSM Connectivity Pack. **Simply choose the selectable items listed in the chart below and follow the line across for your kit code.**



Control Panel	Photocells	Rolling Code Remotes	Arm	Always Connected	Kit Code
 ZL92Z	 DIR 1 Pair	 New TOP x2	 STYLO-BS	 NOT AVAILABLE	8K01MB-0572
			 STYLO-BD	 NOT AVAILABLE	8K01MB-0576
 ZLX24S	 DLX BUS 1 Pair	 New TOP x2	 STYLO-BS	 	8K01MB-0573
			 STYLO-BD	 	8K01MB-0577

FERNI 230V KITS

ARTICULATED ARM SWING GATE AUTOMATION WITH ENCODER
FOR PAIR OF GATES, UP TO 4M PER LEAF



8K01MB-0460 kit shown.

KIT CONTENTS

- 1 pair of Ferni gearmotors
- Multifunction control panel
- Plug-in radio frequency card
- Tuned antenna
- Release device

Selectable Items - See Selection Guide

- 1 pair of photocells
- 433MHz 4-button rolling code transmitters

- **Free GSM Connect module**
- **Free 3 year 480Mb SIM**
- Full instruction manual and Setup Guide



**FREE GSM
CONNECT MODULE**
& 3 year **INCE** 480mb SIM

WITH EVERY KIT

MOTOR LIMITS

























*An electric lock or mag-lock is mandatory.

FERNI 230V PAIR OF GATES KIT SELECTOR

All kits supplied with 2 x Fernie gearmotors, plug-in radio frequency card and tuned antenna, and free RGSM Connectivity Pack. Simply choose the selectable items listed in the chart below and follow the line across for your kit code.



Motor	Control Panel	Photocells	Rolling Code Remotes	Always Connected	Kit Code
 FE40230	 ZM3EZ	 DIR 1 Pair	 NEW New TOP Fixed Code x2		8K01MB-0460
		 DXR 1 Pair	 NEW New TOP Fixed Code x2		8K01MB-0484
		 DLX 1 Pair	 PREMIUM TTS x2		8K01MB-0461
 FE40230V <i>Rapid Version</i>	 ZM3EZ	 DIR 1 Pair	 NEW New TOP Fixed Code x2		8K01MB-0462
		 DXR 1 Pair	 NEW New TOP Fixed Code x2		8K01MB-0485
		 DLX 1 Pair	 PREMIUM TTS x2		8K01MB-0463



DOWNLOAD THE LATEST PRICE LIST

In order to ensure that you have the very latest pricing, please scan the QR code to download the most up to date price list.



FERNI 230V KITS

ARTICULATED ARM SWING GATE AUTOMATION WITH ENCODER
FOR A SINGLE GATE, UP TO 4M LEAF



8K01MB-0464 kit shown.

KIT CONTENTS

- Single Ferni gearmotor
- Multifunction control panel
- Plug-in radio frequency card
- Tuned antenna
- Release device

Selectable Items - See Selection Guide

- 1 pair of photocells
- 433MHz 4-button rolling code transmitters

- **Free GSM Connect module**
- **Free 3 year 480mb SIM**
- Full instruction manual and Setup Guide



**FREE GSM
CONNECT MODULE**
& 3 year **INCE** 480mb SIM

WITH EVERY KIT

MOTOR LIMITS

Leaf Length (m)	2M	2.5M*	3M*	3.5M*	4M*
Weight (kg)	800kg	600kg	500kg	450kg	400kg

*An electric lock or mag-lock is mandatory.

FERNI 230V SINGLE GATE KIT SELECTOR

All kits supplied with 1 x Fernie gearmotor, plug-in radio frequency card and tuned antenna, and free RGSM Connectivity Pack. Simply choose the selectable items listed in the chart below and follow the line across for your kit code.



Motor	Control Panel	Photocells	Rolling Code Remotes	Always Connected	Kit Code
 FE40230	 ZM3EZ	 DIR 1 Pair	 NEW New TOP Fixed Code x2		8K01MB-0464
		 DXR 1 Pair	 NEW New TOP Fixed Code x2		8K01MB-0486
		 DLX 1 Pair	 PREMIUM TTS x2		8K01MB-0465
 FE40230V Rapid Version	 ZM3EZ	 DIR 1 Pair	 NEW New TOP Fixed Code x2		8K01MB-0466
		 DXR 1 Pair	 NEW New TOP Fixed Code x2		8K01MB-0487
		 DLX 1 Pair	 PREMIUM TTS x2		8K01MB-0467



DOWNLOAD THE LATEST PRICE LIST

In order to ensure that you have the very latest pricing, please scan the QR code to download the most up to date price list.





FERNI 24V KITS

ARTICULATED ARM SWING GATE AUTOMATION WITH ENCODER
FOR PAIR OF GATES, UP TO 4M PER LEAF



8K01MB-0469 kit shown.

KIT CONTENTS

- 1 pair of Ferni gearmotors
- Multifunction control panel
- Plug-in radio frequency card
- Tuned antenna
- Release device

Selectable Items - See Selection Guide

- 1 pair of photocells
- 433MHz 4-button rolling code transmitters

- **Free GSM Connect module**
- **Free 3 year 480Mb SIM**
- Full instruction manual and Setup Guide



**FREE GSM
CONNECT MODULE**
& 3 year **INCE** 480mb SIM

WITH EVERY KIT

MOTOR LIMITS



*An electric lock or mag-lock is mandatory.

FERNI 24V PAIR OF GATES KIT SELECTOR

All kits supplied with 2 x Fernie gearmotors, plug-in radio frequency card and tuned antenna, and free RGSM Connectivity Pack. Simply choose the selectable items listed in the chart below and follow the line across for your kit code.




Motor	Control Panel	Photocells	Rolling Code Remotes	Always Connected	Kit Code	
 FE4024	 ZLX24S	 DIR 1 Pair	 New TOP x2		8K01MB-0469	
		 DXR BUS 1 Pair	 New TOP x2		8K01MB-0488	
		 DLX BUS 1 Pair	 New TOP x2		8K01MB-0470	
		 DLX BUS 1 Pair	 TTS x2		8K01MB-0471	
		<hr/>				
		 FE4024V Rapid Version	 ZLX24S	 DIR 1 Pair	 New TOP x2	
 DXR BUS 1 Pair	 New TOP x2				8K01MB-0489	
 DLX BUS 1 Pair	 New TOP x2				8K01MB-0474	
 DLX BUS 1 Pair	 TTS x2				8K01MB-0475	



DOWNLOAD THE LATEST PRICE LIST

In order to ensure that you have the very latest pricing, please scan the QR code to download the most up to date price list.





FERNI 24V KITS

ARTICULATED ARM SWING GATE AUTOMATION WITH ENCODER
FOR A SINGLE GATE, UP TO 4M LEAF



8K01MB-0477 kit shown.

KIT CONTENTS

- Single Ferni gearmotor
- Multifunction control panel
- Plug-in radio frequency card
- Tuned antenna
- Release device

Selectable Items - See Selection Guide

- 1 pair of photocells
- 433MHz 4-button rolling code transmitters

- **Free GSM Connect module**
- **Free 3 year 480Mb SIM**
- Full instruction manual and Setup Guide



**FREE GSM
CONNECT MODULE**
& 3 year **INCE** 480mb SIM

WITH EVERY KIT

MOTOR LIMITS



*An electric lock or mag-lock is mandatory.

FERNI 24V SINGLE GATE KIT SELECTOR

All kits supplied with 1 x Fernie gearmotor, plug-in radio frequency card and tuned antenna, and free RGSM Connectivity Pack. Simply choose the selectable items listed in the chart below and follow the line across for your kit code.



Motor	Control Panel	Photocells	Rolling Code Remotes	Always Connected	Kit Code		
 FE4024	 ZLX24S	 DIR 1 Pair	 New TOP x2		8K01MB-0477		
		 DXR BUS 1 Pair	 New TOP x2		8K01MB-0490		
		 DLX BUS 1 Pair	 New TOP x2		8K01MB-0478		
			 TTS x2		8K01MB-0479		
		 FE4024V Rapid Version	 ZLX24S	 DIR 1 Pair	 New TOP x2		8K01MB-0481
				 DXR BUS 1 Pair	 New TOP x2		8K01MB-0491
 DLX BUS 1 Pair	 New TOP x2				8K01MB-0482		
	 TTS x2				8K01MB-0483		



DOWNLOAD THE LATEST PRICE LIST

In order to ensure that you have the very latest pricing, please scan the QR code to download the most up to date price list.





FROG-PLUS 230V KITS

UNDERGROUND SWING GATE AUTOMATION FOR INDUSTRIAL APPLICATIONS FOR PAIR OF GATES, UP TO 7M PER LEAF



8K01MI-0550 kit shown.

MOTOR LIMITS FROG PLUS 5.5M



MOTOR LIMITS FROG PLUS 7M



*An electric lock or mag-lock is mandatory.

KIT CONTENTS

- 1 pair of Frog Plus gearmotors
- 1 pair of Foundation boxes
- Multifunction control panel
- Plug-in radio frequency card
- 1 pair of photocells
- 433MHz 4-button rolling code transmitters
- Tuned antenna
- Lever Release

- **Free GSM Connect module**
- **Free 3 year 480Mb SIM**
- Full instruction manual and Setup Guide



FREE GSM CONNECT MODULE
& 3 year **INCE** 480mb SIM

WITH EVERY KIT



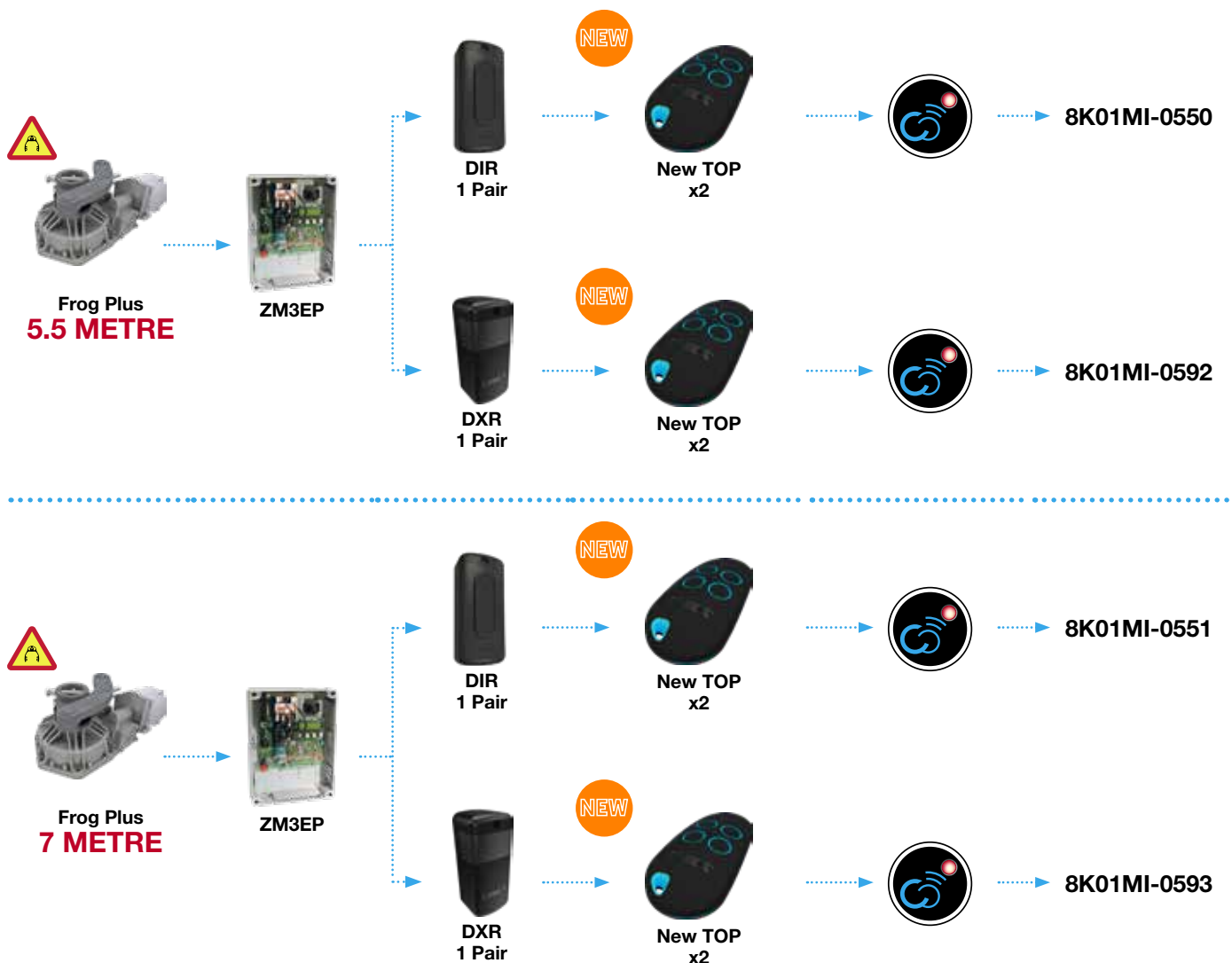
We would always advise you to spec your jobs with safety edges. When you see this symbol it is necessary that at least one is used to achieve force testing compliance. [See page 102 for safety edge options.](#)

FROG-PLUS 230V PAIR OF GATES KIT SELECTOR

All kits supplied with 2 x Frog Plus garmotors, 2 x foundation boxes, 2 x lever releases, plug-in radio frequency card and tuned antenna, and free RGSM Connectivity Pack. Simply choose the selectable items listed in the chart below and follow the line across for your kit code.




Motor	Control Panel	Photocells	Rolling Code Remotes	Always Connected	Kit Code
-------	---------------	------------	----------------------	------------------	----------



DOWNLOAD THE LATEST PRICE LIST

In order to ensure that you have the very latest pricing, please scan the QR code to download the most up to date price list.





FROG-PLUS 230V KITS

UNDERGROUND SWING GATE AUTOMATION FOR INDUSTRIAL APPLICATIONS FOR A SINGLE GATE, UP TO 7M LEAF



8K01MI-0552 kit shown.

MOTOR LIMITS FROG PLUS 5.5M



MOTOR LIMITS FROG PLUS 7M



*An electric lock or mag-lock is mandatory.

KIT CONTENTS

- Single Frog Plus gearmotor
- Single Foundation box
- Multifunction control panel
- Plug-in radio frequency card
- 1 pair of photocells
- 433MHz 4-button rolling code transmitters
- Tuned antenna
- Lever Release

- **Free GSM Connect module**
- **Free 3 year 480Mb SIM**
- Full instruction manual and Setup Guide



FREE GSM CONNECT MODULE
& 3 year **1NCE** 480mb SIM

WITH EVERY KIT



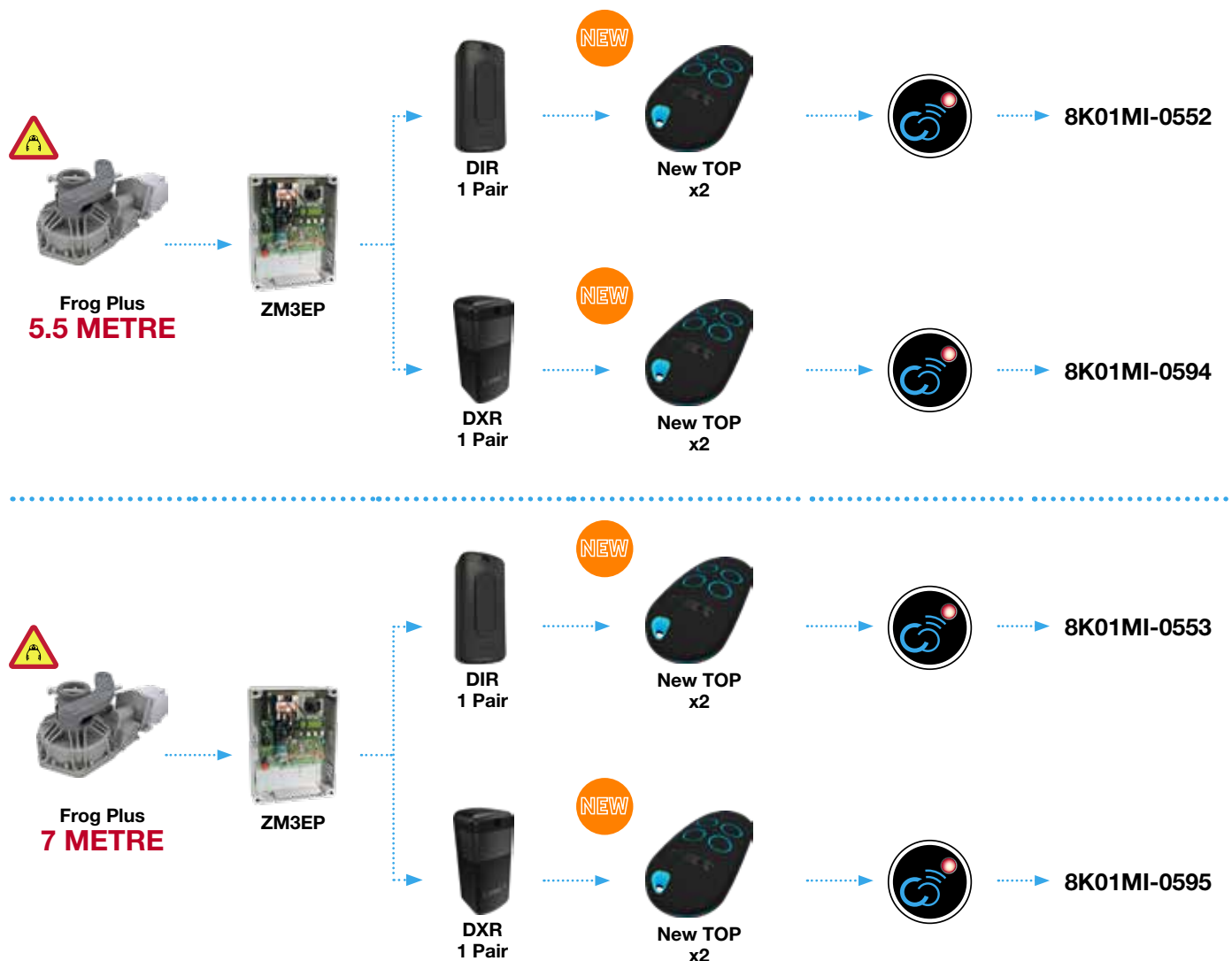
We would always advise you to spec your jobs with safety edges. When you see this symbol it is necessary that at least one is used to achieve force testing compliance. [See page 102 for safety edge options.](#)

FROG-PLUS 230V SINGLE GATE KIT SELECTOR

All kits supplied with 1 x Frog Plus gearmotor, 1 x foundation box, 1 x lever release, plug-in radio frequency card and tuned antenna, and free RGSM Connectivity Pack. Simply choose the selectable items listed in the chart below and follow the line across for your kit code.



Motor	Control Panel	Photocells	Rolling Code Remotes	Always Connected	Kit Code
-------	---------------	------------	----------------------	------------------	----------



DOWNLOAD THE LATEST PRICE LIST

In order to ensure that you have the very latest pricing, please scan the QR code to download the most up to date price list.





ALWAYS CONNECTED

SLIDING GATE AUTOMATION KITS



SELECTION GUIDE

CONTROL PANELS AND ACCESSORIES FOR 24V AND 36V SWING GATE KITS

24V OPERATORS & CONTROL PANELS



BXV PLUS WITH BUILT IN ZBC1

The ZBC1 control panel offers many new innovative and exciting features. Expansion cards can be plugged into the control board to unlock a vast range of additional features and installer-friendly functionality.



BXV WITH BUILT IN ZN7

Built into both BXV and BXV rapid, the ZN7 comes with a host of features including RIO system compatibility, R700/R800 expansion slots, energy saving module, RSE slot and safety battery system.

36V OPERATORS & CONTROL PANELS



BKV WITH BUILT IN ZN8

The ZN8 control panel offers many new innovative and exciting features. Expansion cards can be plugged into the control board to unlock a vast range of additional features and installer-friendly functionality. ZN8 is fully compatible with the RIO wireless safety system and includes 4 configurable safety circuits with 8k2 direct inputs onboard. Easily programmable via its full backlit graphical display, the ZN8 features an onboard timer, R700 & R800 expansion slots and 2 x RSE slots. ZN8 also has an onboard slot for CAME Key.

THREE PHASE OPERATORS & CONTROL PANELS



BY-3500T WITH BUILT IN ZT6

The ideal operator for large sliding gates up to 3500kg. The built-in ZT6 control panels allows for the self-diagnosing of safety devices automatically before each activation. The three phase operation guarantees greater thrust and operation even under the most extreme usage conditions.

PHOTOCELLS



DIR

001DIR10 - Pair of surface-mounted synchronised infra-red beam photocells. Range: 10m



DLX

806TF-0080 Pair of surface-mounted synchronised infra-red beam photocells. Range: 30m



DLX BUS

806TF-0100 Pair of surface-mounted synchronised infra-red beam BUS CXN photocells. Range: 30m

REMOTES

NEW



NEW TOP

806TS-0270. TOP44RBN - Four-channel 433.92 MHz rolling code transmitter. 4,294,967,896 combinations.

NEW



NEW TOP

806TS-0310. TOP44FGN - Four-channel 433.92 MHz fixed code transmitter.




PREMIUM






TTS

806TS-0250. Four-channel 433.92 MHz rolling code transmitter. 4,294,967,896 combinations.

GATE WEIGHT

3500kg										
3000kg										
2500kg										
2000kg										
1500kg										
1000kg										
500kg										
Series										
Motor Type	BXV PLUS PAGE 70			BXV STANDARD PAGE 72			BXV RAPID PAGE 74			
RESIDENTIAL										
Max leaf weight	400Kg Mod 4	600Kg Mod 4	1000Kg Mod 4	400Kg Mod 4	600Kg Mod 4	800Kg Mod 4	1000Kg Mod 4	400Kg Mod 4	800Kg Mod 4	1000Kg Mod 4
Kit Codes	8K01MS-0608 8K01MS-0609	8K01MS-0610 8K01MS-0611	8K01MS-0612 8K01MS-0613	8K01MS-0600 8K01MS-0601	8K01MS-0602 8K01MS-0603	8K01MS-0604 8K01MS-0605	8K01MS-0606 8K01MS-0607	8K01MS-0614 8K01MS-0615	8K01MS-0616 8K01MS-0617	8K01MS-0618 8K01MS-0619

SELECTION GUIDE EXPLAINED

-  24V DC Motor
-  36V DC Motor
-  Three Phase Motor



24V DC motors are specifically designed for intensive use.

With the use of a battery backup card, they can also continue to function during a power outage.

230 - 400V AC 3-phase motors are specifically designed for heavy industrial use.



These products come with the CAME 3 year warranty.

				3500kg
				3000kg
				2500kg
				2000kg
				1500kg
				1000kg
				500kg
				Series
BKV PAGE 76		BY-3500T PAGE 78		Motor Type
INDUSTRIAL				
1500Kg Mod 4	2000Kg Mod 4	2500Kg Mod 6	3500Kg Mod 6	Max leaf weight
8K01MS-0630 8K01MS-0631	8K01MS-0632 8K01MS-0633	8K01MS-0634 8K01MS-0635	8K01MS-0636	Kit Codes

BXV PLUS **24V KITS**

SLIDING GATE AUTOMATION WITH **ENCODER**
FOR **GATES UP TO 1000KG**

- BRAND NEW ZBC1 CONTROL BOARD
- ADAPTIVE TORQUE
- FULL BACKLIT DISPLAY
- RIO WIRELESS SAFETY COMPATIBLE
- CXN BUS TERMINAL
- 4 SAFETY INPUTS
- 2 RSE SLOTS

KIT CONTENTS

- BXV Plus gearmotor with built in control panel
- Magnetic limit switches
- Plug-in radio frequency card
- 1 pair of photocells
- Tuned antenna

Selectable Items - See Selection Guide

- 433MHz 4-button rolling code transmitters

- **Free GSM Connect module**
- **Free 3 year 480mb SIM**
- Full instruction manual and Setup Guide



8K01MS-0608 kit shown.



**MAGNETIC LIMIT SWITCHES
NOW INCLUDED AS STANDARD**



**FREE GSM
CONNECT MODULE**
& 3 year **1NCE** 480mb SIM
WITH EVERY KIT



DOWNLOAD THE LATEST PRICE LIST

In order to ensure that you have the very latest pricing, please scan the QR code to download the most up to date price list.



BXV PLUS ❖ 24V SINGLE GATE KIT SELECTOR

All kits supplied with gearmotor, plug-in radio frequency card and tuned antenna, and free RGSM Connectivity Pack. Simply choose the selectable items listed in the chart below and follow the line across for your kit code.



Motor	Control Panel	Photocells	Rolling Code Remotes	Always Connected	Kit Code
<p>BXV+ 400kg 14 METRE</p>	<p>Built-in ZBC1</p>	<p>DLX BUS 1 Pair</p>	<p>NEW New TOP x2</p>		8K01MS-0608
			<p>PREMIUM TTS x2</p>		8K01MS-0609
<p>BXV+ 600kg 18 METRE</p>	<p>Built-in ZBC1</p>	<p>DLX BUS 1 Pair</p>	<p>NEW New TOP x2</p>		8K01MS-0610
			<p>PREMIUM TTS x2</p>		8K01MS-0611
<p>BXV+ 1000kg 20 METRE</p>	<p>Built-in ZBC1</p>	<p>DLX BUS 1 Pair</p>	<p>NEW New TOP x2</p>		8K01MS-0612
			<p>PREMIUM TTS x2</p>		8K01MS-0613

BXV PLUS ❖ ACCESSORIES

	Item Code	Description
	CGZ	Module 4 rack made of 22 x 22mm galvanised steel (per m)
	CGZP	Module 4 rack made of 10 x 10mm PA6 nylon and steel-core fibre glass for sliding gates measuring up to 600kg, plus fastening brace (per m)
	CGZS	Module 4 rack made of 30 x 8mm galvanised steel with fastening holes and distancers (per m)
	BXV-SLS	Mechanical limit switch kit

BXV STANDARD 24V KITS

SLIDING GATE AUTOMATION WITH ENCODER
FOR GATES UP TO 1000KG



KIT CONTENTS

- BXV gearmotor with built in control panel
- Mechanical limit switches
- Plug-in radio frequency card
- 1 pair of photocells
- Tuned antenna

Selectable Items - See Selection Guide

- 433MHz 4-button rolling code transmitters
- **Free GSM Connect module**
- **Free 3 year 480Mb SIM**
- Full instruction manual and Setup Guide



8K01MS-0608 kit shown.

MECHANICAL LIMIT SWITCHES INCLUDED AS STANDARD



We would always advise you to spec your jobs with safety edges. When you see this symbol it is necessary that at least one is used to achieve force testing compliance. [See page 102 for safety edge options.](#)



**FREE GSM
CONNECT MODULE**
& 3 year **INCE** 480mb SIM

WITH EVERY KIT



DOWNLOAD THE LATEST PRICE LIST

In order to ensure that you have the very latest pricing, please scan the QR code to download the most up to date price list.



BXV STANDARD 24V SINGLE GATE KIT SELECTOR

All kits supplied with gearmotor, plug-in radio frequency card and tuned antenna, and free RGSM Connectivity Pack. Simply choose the selectable items listed in the chart below and follow the line across for your kit code.



Motor	Control Panel	Photocells	Rolling Code Remotes	Always Connected	Kit Code
<p>BXV 400kg 14 METRE</p>	<p>Built-in ZN7</p>	<p>DIR20 1 Pair</p>	<p>NEW New TOP</p>		8K01MS-0600
			<p>PREMIUM TTS</p>		8K01MS-0601
<p>BXV 600kg 18 METRE</p>	<p>Built-in ZN7</p>	<p>DIR20 1 Pair</p>	<p>NEW New TOP</p>		8K01MS-0602
			<p>PREMIUM TTS</p>		8K01MS-0603
<p>BXV 800kg 20 METRE</p>	<p>Built-in ZN7</p>	<p>DIR20 1 Pair</p>	<p>NEW New TOP</p>		8K01MS-0604
			<p>PREMIUM TTS</p>		8K01MS-0605
<p>BXV 1000kg 20 METRE</p>	<p>Built-in ZN7</p>	<p>DIR20 1 Pair</p>	<p>NEW New TOP</p>		8K01MS-0606
			<p>PREMIUM TTS x2</p>		8K01MS-0607

BXV ACCESSORIES



Item Code	Description
CGZ	Module 4 rack made of 22 x 22mm galvanised steel (per m)
CGZP	Module 4 rack made of 10 x 10mm PA6 nylon and steel-core fibre glass for sliding gates measuring up to 600kg, plus fastening brace (per m)
CGZS	Module 4 rack made of 30 x 8mm galvanised steel with fastening holes and distancers (per m)
RSDN002	Magnetic limit-switch system for operators working in critical climatic conditions.

BXV RAPID 24V KITS

**SLIDING GATE AUTOMATION WITH ENCODER
FOR GATES UP TO 1000KG**



BXV Rapid Kits have increased maximum opening and closing speeds.
BXV400GF max speed 22m/min
BXV600GF and BXV1000GF max speed 20m/min.



8K01MS-0614 kit shown.

MECHANICAL LIMIT SWITCHES INCLUDED AS STANDARD



We would always advise you to spec your jobs with safety edges. When you see this symbol it is necessary that at least one is used to achieve force testing compliance. [See page 102 for safety edge options.](#)

KIT CONTENTS

- BXV Rapid gearmotor with built in control panel
- Mechanical limit switches
- Plug-in radio frequency card
- 1 pair of photocells
- Tuned antenna

Selectable Items - See Selection Guide

- 433MHz 4-button rolling code transmitters
- **Free GSM Connect module**
- **Free 3 year 480mb SIM**
- Full instruction manual and Setup Guide



**FREE GSM
CONNECT MODULE**
& 3 year **INCE 480mb SIM**

WITH EVERY KIT



DOWNLOAD THE LATEST PRICE LIST






















In order to ensure that you have the very latest pricing, please scan the QR code to download the most up to date price list.



BXV RAPID 24V SINGLE GATE KIT SELECTOR

All kits supplied with gearmotor, plug-in radio frequency card and tuned antenna, and free RGSM Connectivity Pack. Simply choose the selectable items listed in the chart below and follow the line across for your kit code.



Control Panel	Control Panel	Photocells	Rolling Code Remotes	Always Connected	Kit Code
 BXV Rapid 400kg 14 METRE <i>Rapid Version</i>	 Built-in ZN7	 DIR20 1 Pair	 NEW New TOP x2		8K01MS-0614
			 PREMIUM TTS x2		8K01MS-0615
 BXV Rapid 600kg 18 METRE <i>Rapid Version</i>	 Built-in ZN7	 DIR20 1 Pair	 NEW New TOP x2		8K01MS-0616
			 PREMIUM TTS x2		8K01MS-0617
 BXV Rapid 1000kg 20 METRE <i>Rapid Version</i>	 Built-in ZN7	 DIR20 1 Pair	 NEW New TOP x2		8K01MS-0618
			 PREMIUM TTS x2		8K01MS-0619

BXV RAPID ACCESSORIES



Item Code	Description
CGZ	Module 4 rack made of 22 x 22mm galvanised steel (per m)
CGZP	Module 4 rack made of 10 x 10mm PA6 nylon and steel-core fibre glass for sliding gates measuring up to 600kg, plus fastening brace (per m)
CGZS	Module 4 rack made of 30 x 8mm galvanised steel with fastening holes and distancers (per m)
RSDN002	Magnetic limit-switch system for operators working in critical climatic conditions.



BKV 36V KITS

SLIDING GATE AUTOMATION WITH ENCODER
FOR GATES UP TO 2500KG



8K01MS-0630 kit shown.

KIT CONTENTS

- BKV gearmotor with built in control panel
- Magnetic limit switches
- Plug-in radio frequency card
- 1 pair of photocells
- Tuned antenna

Selectable Items - See Selection Guide

- 433MHz 4-button rolling code transmitters
- **Free GSM Connect module**
- **Free 3 year 480Mb SIM**
- Full instruction manual and Setup Guide



**FREE GSM
CONNECT MODULE**
& 3 year **1NCE 480mb SIM**
WITH EVERY KIT



**MAGNETIC LIMIT SWITCHES
NOW INCLUDED AS STANDARD**



We would always advise you to spec your jobs with safety edges. When you see this symbol it is necessary that at least one is used to achieve force testing compliance. [See page 102 for safety edge options.](#)



DOWNLOAD THE LATEST PRICE LIST

In order to ensure that you have the very latest pricing, please scan the QR code to download the most up to date price list.



































BKV 36V SINGLE GATE KIT SELECTOR

All kits supplied with gearmotor, plug-in radio frequency card and tuned antenna, and free RGSM Connectivity Pack. Simply choose the selectable items listed in the chart below and follow the line across for your kit code.



Motor	Control Panel	Photocells	Rolling Code Remotes	Always Connected	Kit Code
  <p>BKV1500P 1500kg 20 METRE</p>	 <p>Built-in ZN8</p>	 <p>DLX 1 Pair</p>	  <p>New TOP x2</p>		8K01MS-0630
			  <p>TTS x2</p>		
  <p>BKV2000P 2000kg 20 METRE</p>	 <p>Built-in ZN8</p>	 <p>DLX 1 Pair</p>	  <p>New TOP x2</p>		8K01MS-0632
			  <p>TTS x2</p>		
  <p>BKV2500P 2500kg 20 METRE</p>	 <p>Built-in ZN8</p>	 <p>DLX 1 Pair</p>	  <p>New TOP x2</p>		8K01MS-0634
			  <p>TTS x2</p>		

BKV ACCESSORIES



Item Code	Description
CGZ	Module 4 rack made of 22 x 22mm galvanised steel (per m)
CGZP	Module 4 rack made of 10 x 10mm PA6 nylon and steel-core fibre glass for sliding gates measuring up to 600kg, plus fastening brace (per m)
CGZ6	Module 6 rack made of 30 x 30mm galvanised steel (per m)
BXV-SLS	Mechanical limit switch kit



BY-3500T

SLIDING GATE AUTOMATION FOR VERY LARGE GATES UP TO 3500KG



KIT CONTENTS

- BY-3500T gearmotor with built in control panel
- Plug-in radio frequency card
- Tuned antenna
- 1 pair of photocells
- Full instruction manual and Setup Guide



8K01MS-0636 kit shown.



We would always advise you to spec your jobs with safety edges. When you see this symbol it is necessary that at least one is used to achieve force testing compliance. [See page 102 for safety edge options.](#)



DOWNLOAD THE LATEST PRICE LIST

In order to ensure that you have the very latest pricing, please scan the QR code to download the most up to date price list.




BY-3500T THREE PHASE SINGLE GATE KIT SELECTOR

Kit supplied with gearmotor, plug-in radio frequency card and tuned antenna.



Motor	Control Panel	Photocells	Rolling Code Remotes	Always Connected	Kit Code
-------	---------------	------------	----------------------	------------------	----------



BY-3500T RACK



Item Code	Description
CGZ6	Module 6 rack made of 30 x 30mm galvanised steel (per m)

**ALWAYS
CONNECTED**

AUTOMATIC BARRIER KITS



SELECTION GUIDE

CONTROL PANELS AND ACCESSORIES FOR 24V AUTOMATIC BARRIERS

24V OPERATORS & CONTROL PANELS



GT4 WITH BUILT IN ZL392

The Gard GT ZL392 control board is a high performance control panel with intelligence that provides innovative and exciting functions. Expansion cards can be plugged into the control board to unlock a vast range of additional features and installer-friendly functionality. The practical 7-segment display and the control keys allow the user to navigate through the menu and configure the barrier in a few simple steps.

Gard GT has a built in interface for simple use of the CAME Key and CAME plug-in radio gateways. It also includes traditional removable terminal blocks for commands and safety features. Configurable safety circuits with 8k2 direct inputs can also be found onboard.

The panel also has direct input for the new CAME CXN range of bus accessories.

See page 83 for more details.



GT8 WITH BUILT IN ZL392

The Gard GT ZL392 control board is a high performance control panel with intelligence that provides innovative and exciting functions. Expansion cards can be plugged into the control board to unlock a vast range of additional features and installer-friendly functionality. The practical 7-segment display and the control keys allow the user to navigate through the menu and configure the barrier in a few simple steps.

Gard GT has a built in interface for simple use of the CAME Key and CAME plug-in radio gateways. It also includes traditional removable terminal blocks for commands and safety features. Configurable safety circuits with 8k2 direct inputs can also be found onboard.

The panel also has direct input for the new CAME CXN range of bus accessories.

See page 83 for more details.



PX WITH BUILT IN ZLB30

The ZLB30 control panel features an adapter for ETHERNET connection, to integrate the barrier with parking and access control systems. All CAME safety and command accessories are compatible and can be connected directly to the board thanks to the plug-in interface cards R700/800.

Gard PX features a graphic display with a full text menu that drives the installer through an easy procedure, available in 7 languages. The panel features separate Command Inputs and 3 Safety Input settable as N.C. or resistive input (8k2). It is also equipped with a USB port for easy updates to the control board and uploading the configurations.



LT4 WITH BUILT IN ZL392C

The Gard LT4 ZL392C control board is a high performance control panel with intelligence that provides innovative and exciting functions. Expansion cards can be plugged into the control board to unlock a vast range of additional features and installer-friendly functionality. The practical 7-segment display and the control keys allow the user to navigate through the menu and configure the barrier in a few simple steps.

Gard LT4 has a built in interface for simple use of the CAME Key and CAME plug-in radio gateways. It also includes traditional removable terminal blocks for commands and safety features. Configurable safety circuits with 8k2 direct inputs can also be found onboard.

PHOTOCELLS







DIR

001DIR10

Pair of surface-mounted synchronised infra-red beam photocells.

Range: 10m

BARRIER ARM LENGTH

8m						
7m						
6m						
5m						
4m						
3m						
2m						
1m						
Series						
Motor Type	GARD GT4 PAGE 84	GARD GT8 PAGE 85		GARD PX PAGE 86	GARD LT4 PAGE 87	
	DELUXE					
Max road width	Up to 4m	Up to 4m	Up to 6m	Up to 8m	Up to 3m	Up to 3.8m
Mean cycles between failures	> 3 million				> 5 million	
Kit Codes	8K01RB-0700 8K01RB-0701 8K01RB-0702	8K01RB-0710 8K01RB-0713 8K01RB-0716	8K01RB-0711 8K01RB-0714 8K01RB-0717	8K01RB-0712 8K01RB-0715 8K01RB-0718	8K01RB-0730	8K01RB-0731 8K01RB-0722 8K01RB-0720

UNLOCK THE GARD GT'S ON BOARD ACCESS CONTROL SYSTEM...



Compatible with ZL392 Control Panel in all GT barriers

EVERYTHING WITH TWO WIRES!

CXN is CAME's new non-polarised 2-wire BUS system.

Using innovation within the ZL392 control board and the new range of CXN bus accessories, it is now possible to unlock intelligence within the control panel to create a 250 user mini access control system that runs directly from control board, without the need for an additional system.

Users can also be programmed in using the CAME Setup App.



Up to 250 users on board

Item Code	Description
806SL-0320	SELM1BDG - Surface mounted BUS transponder reader for cards, keyfobs and TAG (Mifare) with blue backlighting.
806XG-0100	Transponder card format ISO Card ISO MIFARE Classic 1 K - 13.56 MHz
806XG-0100/50	Transponder card format ISO Card ISO MIFARE Classic 1 K - 13.56 MHz (Pack of 50)
806XG-0100/100	Transponder card format ISO Card ISO MIFARE Classic 1 K - 13.56 MHz (Pack of 100)
806SL-0280	SELT1BDG - Surface-mounted 12-key BUS CXN keypad selector with blue backlighting.
806SL-0300	SELR1BDG - Surface-mounted BUS CXN transponder selector for cards, keyfobs and TAG (Manchester protocol) with blue backlighting.
806XG-0090	Transponder card format ISO 7810 – 7813, Manchester protocol 125 KHz.
806XG-0090/50	Transponder card format ISO 7810 – 7813, Manchester protocol 125 KHz. (Pack of 50)
806XG-0090/100	Transponder card format ISO 7810 – 7813, Manchester protocol 125 KHz. (Pack of 100)

*CXN bus accessories not included in kits. Can be purchased separately.

GARD GT4 KIT - 3 MILLION MCBF

DELUXE BARRIER FOR ROAD WIDTHS UP TO 4M



FREE GSM CONNECT MODULE
 & 3 year **INCE** 480mb SIM

WITH EVERY KIT

GARD GT4 KIT

Kit Code	Description	
8K01RB-0700	Deluxe Gard GT4 barrier kit for road widths of up to 4m . Galvanised steel and painted cabinet.	
8K01RB-0701	Deluxe Gard GT4 barrier kit for road widths of up to 4m . Galvanised steel with custom RAL painted cabinet.	
8K01RB-0702	Deluxe Gard GT4 barrier kit for road widths of up to 4m . AISI 316 satin-finish steel cabinet.	
8K01RB-0703	Deluxe Gard GT4 barrier kit for road widths of up to 5m . Galvanised steel and painted cabinet. Includes 5m boom	
8K01RB-0704	Deluxe Gard GT4 barrier kit for road widths of up to 5m . Galvanised steel with custom RAL painted cabinet. Includes 5m boom	
8K01RB-0705	Deluxe Gard GT4 barrier kit for road widths of up to 5m . AISI 316 satin-finish steel cabinet. Includes 5m boom	

KIT CONTENTS

- Barrier with built in control panel
- White painted boom
- Fixed rest
- Red/green LED strips
- LED luminous cord
- Connecting cable
- Package of 20 red, reflective, adhesive strips
- Pair of photocells
- **Free GSM Connect module**
- **Free 3 year 480Mb SIM**
- Full instruction manual and Setup Guide



DOWNLOAD THE LATEST PRICE LIST

In order to ensure that you have the very latest pricing, please scan the QR code to download the most up to date price list.



GARD GT8 KITS - 3 MILLION MCBF

DELUXE BARRIER FOR ROAD WIDTHS UP TO 7.8M



**FREE GSM
CONNECT MODULE**
& 3 year **INCE** 480mb SIM
WITH EVERY KIT

*8K01RB-0712 kit shown

GARD GT8 KIT

Kit Code	Description		
8K01RB-0710	Deluxe Gard GT8 barrier kit for road widths of up to 4m . Galvanised steel and painted cabinet.		
8K01RB-0741	Deluxe Gard GT8 barrier kit for road widths of up to 5.7m . Galvanised steel and painted cabinet.		
8K01RB-0711	Deluxe Gard GT8 barrier kit for road widths of up to 6m . Galvanised steel and painted cabinet.		
8K01RB-0712	Deluxe Gard GT8 barrier kit with jointed telescopic boom for road widths of up to 7.8m . Galvanised steel and painted cabinet.		
8K01RB-0713	Deluxe Gard GT8 barrier kit for road widths of up to 4m . Galvanised steel with custom RAL painted cabinet		
8K01RB-0744	Deluxe Gard GT8 barrier kit for road widths of up to 5.7m . Galvanised steel with custom RAL painted cabinet		
8K01RB-0714	Deluxe Gard GT8 barrier kit for road widths of up to 6m . Galvanised steel with custom RAL painted cabinet		
8K01RB-0715	Deluxe Gard GT8 barrier kit with jointed telescopic boom for road widths of up to 7.8m . Galvanised steel with custom RAL painted cabinet		
8K01RB-0716	Deluxe Gard GT8 barrier kit for road widths of up to 4m . AISI 316 satin-finish steel cabinet.		
8K01RB-0747	Deluxe Gard GT8 barrier kit for road widths of up to 5.7m . AISI 316 satin-finish steel cabinet.		
8K01RB-0717	Deluxe Gard GT8 barrier kit for road widths of up to 6m . AISI 316 satin-finish steel cabinet.		
8K01RB-0718	Deluxe Gard GT8 barrier kit with jointed telescopic boom for road widths of up to 7.8m . AISI 316 satin-finish steel cabinet.		

KIT CONTENTS

- Barrier with built in control panel
- White painted boom
- Fixed rest
- Red/green LED strips
- LED luminous cord
- Connecting cable
- Package of 20 red, reflective, adhesive strips
- Pair of photocells
- **Free GSM Connect module**
- **Free 3 year 480Mb SIM**
- Full instruction manual and Setup Guide

DOWNLOAD THE LATEST PRICE LIST

In order to ensure that you have the very latest pricing, please scan the QR code to download the most up to date price list.



GARD PX KITS - 5 MILLION MCBF

DELUXE BRUSHLESS BARRIER FOR ROAD WIDTHS UP TO 3.8M



FREE GSM CONNECT MODULE
 & 3 year **INCE** 480mb SIM

WITH EVERY KIT

GARD PX KIT RANGE

Kit Code	Description		
8K01RB-0730	Deluxe Gard PX brushless barrier kit for road widths of up to 3m		
8K01RB-0731	Deluxe Gard PX brushless barrier kit for road widths of up to 3.8m		



BRUSHLESS TECHNOLOGY
 Mean cycles between failures > 5 million

KIT CONTENTS

- Barrier with encoder and built in control panel
- White painted boom
- Reinforcement
- LED luminous cord
- Connecting cable
- Integrated flashing light
- Balancing spring
- Fixed rest
- Package of 20 red, reflective, adhesive strips
- Pair of photocells and supports
- **Free GSM Connect module**
- **Free 3 year 480Mb SIM**
- Full instruction manual and Setup Guide



DOWNLOAD THE LATEST PRICE LIST
 In order to ensure that you have the very latest pricing, please scan the QR code to download the most up to date price list.



GARD LT4 KITS - 1.5 MILLION MCBF

BARRIER FOR ROAD WIDTHS UP TO 4M



*8K01RB-0720 kit shown



FREE GSM CONNECT MODULE
 & 3 year **INCE** 480mb SIM
WITH EVERY KIT

GARD LT4 KIT RANGE

Kit Code	Description	
8K01RB-0722	Gard LT4 barrier kit with tubular boom for road widths of up to 4m . Galvanised steel and painted cabinet.	
8K01RB-0720	Gard LT4 barrier kit with rectangular boom for road widths of up to 4m . Galvanised steel and painted cabinet.	

KIT CONTENTS

- Barrier with built in control panel
- White painted boom
- Fixed rest
- White LED strips
- Connecting cable
- Package of 20 red, reflective, adhesive strips
- Pair of photocells
- **Free GSM Connect module**
- **Free 3 year 480Mb SIM**
- Full instruction manual and Setup Guide
- Red shockproof rubber edge (8K01RB-0720 only)



DOWNLOAD THE LATEST PRICE LIST
 In order to ensure that you have the very latest pricing, please scan the QR code to download the most up to date price list.



VER PLUS 24V KITS

VER10 (1000N) AND VER13 (1300N) GARAGE DOOR OPERATORS WITH PREMIUM BELT GUIDE



FREE WIFI KEY CONNECT MODULE WITH EVERY KIT

No SIM required. The module connects to the WiFi at the property.

VER PLUS KIT RANGE

Kit Code	Description	
VER10B-KIT	1000N garage door operator with silent belt guide for door up to 18m ²	
VER13B-KIT	1300N garage door operator with silent belt guide for door up to 21m ²	

KIT CONTENTS

- VER PLUS automated operator with built in control board
- Premium belt guide
- Plug-in radio frequency code
- Dual frequency 4-button rolling code transmitters
- **Free WiFi Key**
- Full Instruction Manual and Setup Guide



DOWNLOAD THE LATEST PRICE LIST
In order to ensure that you have the very latest pricing, please scan the QR code to download the most up to date price list.



VER PLUS ❖ KEY FEATURES



▲ FULL CONTROL VIA SMARTPHONE APP

Complete control of your VER Plus using your smartphone for open/close, status feedback and scheduled tasks in scenarios and automated scenes.



▲ FULLY CONNECT COMPATIBLE

Full compatibility with Connect offering full control of the operator alongside feedback status, configuration settings, remote management and the ability to include VER within preset scenes.



▲ COMPATIBILITY WITH RIO WIRELESS SAFETY

VER Plus is fully compatible with the RIO wireless safety system inclusive of safety edge sensors, photocells and wireless flashing lights.



▲ BLUETOOTH SELECTOR COMPATIBLE

The external Bluetooth selector connects to the AutomationBT app and allows you to open the operator on approach or manually from your smartphone, using Bluetooth connection.



▲ PREMIUM BELT GUIDE TRACK

Heavy duty, virtually silent, premium belt guide designed for intense operating cycles in the most demanding installations.



▲ EASY TO ADD DIGITAL KEYPAD

Adding an external keypad couldn't be easier with the VER Plus and the R800 control card. Simply wire directly from the keypad to the operator for up to 250 individual access codes.



▲ SERIOUS PULLING POWER

VER10 operates at 1000N on a garage door of up to 18m² with the VER13 operating at 1300N on a garage door of up to 21m².



▲ EASY SETUP - LARGE EXTERNAL DISPLAY

4 button keypad with LCD display located on the outer casing for quick and easy external set up.



CAME CONNECTED REMOTES SECURE YOUR CUSTOMER'S SITE, ELIMINATE ROGUE TRANSMITTERS AND IMPROVE YOUR FUTURE TRANSMITTER SALES

Protecting your customers automation system is paramount for their security. Now with ALWAYS CONNECTED kits, it has never been easier, or more secure, to enhance protection for their system.

- » Simply switch off transmitter auto-enrolment & password protect the control board.
- » The only way then to add a remote is via Connect, using a rolling code ALWAYS CONNECTED remote.
- » ALWAYS CONNECTED remotes are rolling code so cannot be cloned, meaning your customer can be assured their system is secure.
- » Provide comprehensive system management that makes it simple and easy for your customers to return to you time after time for their transmitters and spare parts.

2 WAYS TO ISSUE CONNECTED REMOTES TO YOUR CUSTOMERS

1 SET UP THE REMOTE USING THE QR & SEND IT OUT PRE-PROGRAMMED

You can send out a fully functioning remote to your customers at the drop of a hat and you won't even need to leave the comfort of your office. Using CAME Connect, simply scan the QR on the packing, add it the remote to the automation system and it is ready to be delivered to the customer. Easy for them, simple and secure for you.

2 SEND OUT AN UNPROGRAMMED REMOTE






Send out an unprogrammed remote. Add the remote the the system using CAME Connect to put the board into acquisition mode remotely, and talk the customer through the process of adding it onto the board.






FOUR CHANNEL TRANSMITTERS

TOP FIXED AND ROLLING CODE TRANSMITTERS



INDIVIDUAL TRANSMITTERS

Item Code	Description
 806TS-0270	TOP44RBN - Four-channel 433.92 MHz rolling code transmitter. 4,294,967,896 combinations.
 806TS-0300	TOP42FGN - Two-channel transmitter with new fixed code encoding at 433.92 MHz and self-learning function for TOP, TAM and TWIN series radio controls.
 806TS-0310	TOP44FGN - Four-channel transmitter with new fixed code encoding at 433.92 MHz and self-learning function for TOP, TAM and TWIN series radio controls.
 806TS-0290	TOPD4REN - Four-channel, dual-frequency, rolling code transmitter (Default 868.35 MHz). 4,294,967,896 combinations.
 806TS-0330	TOPD4FRN - Four-channel, dual-frequency transmitter with new fixed code encoding (Default 868.35 MHz) and self-learning function for TOP, TAM and TWIN series radio controls.

-  Cyan buttons
-  Black buttons
-  Black buttons
-  Green buttons
-  Orange buttons






TTS TRANSMITTERS

PREMIUM ROLLING & FIXED CODE FOUR CHANNEL TRANSMITTERS



TTS TRANSMITTER RANGE

Kit Code	Description
806TS-0250	TTS44RKS - Four-channel 433.92 MHz rolling code transmitter. 4,294,967,896 combinations. 
806TS-0240	TTS44FKS - Four-channel transmitter with new fixed code encoding at 433.92 MHz and self-learning function for TOP, TAM and TWIN series radio controls. 
806TS-0230	TTSD4RKS - Double frequency four-channel rolling code transmitter. 4,294,967,896 combinations. 

FEATURES

- Available in rolling code and fixed code versions.
- Self-learning from transmitter to transmitter.
- Self-learning from TOP, TAM and TWIN series radio controls.
- Removable battery compartment for easy replacement.
- Multi-user function for fixed code version.
- More secure thanks to the dynamic code for the rolling code version.



DOWNLOAD THE LATEST PRICE LIST

In order to ensure that you have the very latest pricing, please scan the QR code to download the most up to date price list.





RADIO CONTROL ACCESSORIES

SNAP-IN 433.92 MHZ RECEIVERS



Item Code	Description
AF43S	433.92 MHz plug-in radio frequency card.
AF43SR	433.92 MHz plug-in radio frequency card for maximum 25 transmitters.
AF43TW	433.92 MHz plug-in radio frequency card.

868.35 MHZ PLUG-IN RECEIVERS FOR: 806TS-0230



Item Code	Description
AF868	868.35 MHz plug-in radio frequency card.
AF868R	868.35 MHz plug-in radio frequency card for maximum 25 transmitters.

24V AC - DC EXTERNAL MODULES



Item Code	Description
806RV-0010	RBE4024 - Four-channel surface-mounted multi-user IP54 receiver module, 24 V AC - DC to store up to 3000 different users (codes), for TOP, TAM, ATOMO D, TWIN and TTS series.

120 - 230V AC EXTERNAL MODULES



Item Code	Description
806RV-0020	RBE4230 - Four-channel surface-mounted multi-user IP54 receiver module, 120 - 230 V AC to store up to 3000 different users (codes), for TOP, TAM, ATOMO D, TWIN and TTS series.

EXTERNAL, 12 - 24V AC - DC, RADIO RECEIVERS



Item Code	Description
RE432M	Two-channel 433.92 MHz surface-mounted IP54 12 - 24 V AC - DC receiver for storing up to 50 different users (codes), with TOP, TAM, ATOMO D, TWIN and TTS coding.
RE862M	Two-channel 868.35 MHz surface-mounted IP54 12 - 24 V AC - DC receiver for storing up to 50 different users (codes), with TOP, TAM, ATOMO D and TTS coding.

ANTENNAS FOR: 001KLED - 001KLED24



Item Code	Description
TOP-A433N	Antenna tuned at 433.92 MHz
TOP-A862N	Antenna tuned at 868.35 MHz

BLUETOOTH SELECTORS




FOR USE WITH THE ENTIRE RANGE OF CONNECTED OPERATORS

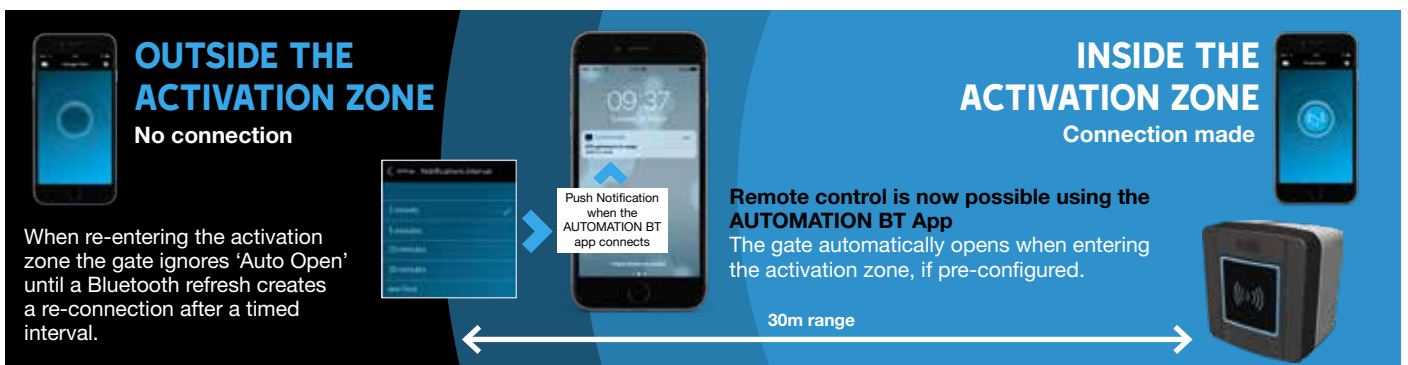


SEL BT uses Bluetooth technology within your smartphone to automatically open your gate when you arrive within a specified distance of the Bluetooth selector.


All you need to do is download the Automation BT App, pair the devices and you'll have instant hands free access to your property.

THE BLUETOOTH SELECTOR RANGE

Item Code	Description	
806SL-0210	SELB1SDG1 - Surface mounted bluetooth digital switch. 15 users.	
806SL-0240	SELB1SDG2 - Surface mounted bluetooth digital switch. 50 users.	
806SL-0250	SELB1SDG3 - Surface mounted bluetooth digital switch. 250 users.	



DOWNLOAD THE AUTOMATIONBT APP TO SEE HOW EASY IT IS





PUSHBUTTONS & KEYSWITCHES

WITH OTHER ACCESSORIES

PUSH BUTTONS & KEYSWITCHES



Item Code	Description
DOCP-VRF	Flush mounted vandal resistant push button.
DOCP-VRS	Surface mounted vandal resistant push button.
DOCP-VRFI	Illuminated flush mounted vandal resistant push button.
DOCP-VRSI	Illuminated surface mounted vandal resistant push button.
806SL-0290	SELT2BDG - Flush-mounted 12 button CXN BUS keypad with blue backlighting. RAL7024 Grey colour. 
806SL-0280	SELT1BDG - Surface-mounted 12 button CXN BUS keypad with with blue backlighting. RAL7024 Grey colour. 
806SL-0060	SEL keyswitch. Flush mounted.
806SL-0050	SEL keyswitch. Surface mounted.
CSS	1m column for mounting keyswitch series or SEL digital keypad, aluminium
CSSN	1m column for mounting keyswitch series or SEL digital keypad, black enamel

OTHER ACCESSORIES



Item Code	Description
LOCK81	Electric lock with one cylinder.
LOCK82	Electric lock with two cylinders.
806SL-0370	Dual-channel control card for keypads and transponders.
EM10010EM	Surface mounted magnetic lock.
EM500ZLW	L&Z Bracket.
EM100SEM	L Bracket.
TA433N	TOP-A433N antenna.
DL3509	DVK cable protection sleeve.
SMA	SMA induction loop control board. Single loop - 1 Channel.
SMA2	SMA induction loop control board. Two loops - 2 Channel.
INDCABLE	Induction loop cable (50m lengths).

**MIFARE
VERSIONS
NOW
AVAILABLE**



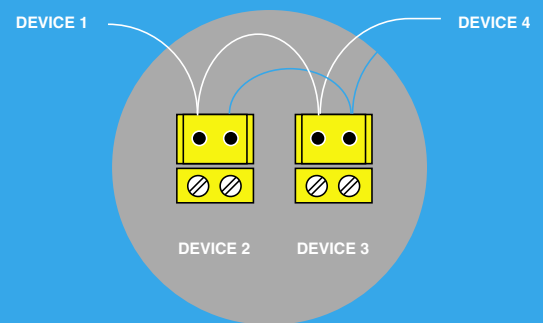
ACCESSORIES WITH CXN BUS CONNECTION







Compatible
with all CXN
enabled
control
boards

With the CXN line of accessories with BUS technology, installation can be completed more easily and quickly. Each individual accessory can be configured after completing installation and setting the address of each device. It is also possible to obtain a complete diagnosis on each device.

EVERYTHING WITH TWO WIRES!

CXN is a non-polarised 2-wire BUS system for the installation of all compatible CAME accessories:



Item Code	Description
 806SL-0280 or 806SL-0290	Keypad selectors
 806SL-0300 or 806SL-0310	Transponder sensors (Manchester protocol)
 806SL-0320 or 806SL-0330	Transponder sensors (Mifare protocol)
 806TF-0090 or 806TF-0100	DLX series photocells
 806TF-0110	DXR series photocells
 806LA-0050	KRX series flashing light

CONNECT GATEWAY MODULES

WIFI / ETHERNET & GSM GATEWAYS



WHY NOT ADD **CONNECT FUNCTIONALITY** TO YOUR EXISTING INSTALLATIONS?

COMPLETE SOLUTIONS AVAILABLE FOR **GSM MOBILE AND WIFI**

GATEWAY RANGE

Kit Code	Description
RGSM-1NCE	GSM Connect module with 3 year 1nce 480MB SIM, antenna cable and bracket. See page 6 for full details. FREE with Always Connected kits.
806SA-0130	CAME QBE Ethernet/WiFi gateway.
806SA-0040	Radio SLV Controls up to 3 CAME operators in conjunction with QBE or RGSM.
806SA-0010	RGSM Master Communicates with up to 5 additional Radio SLV modules.

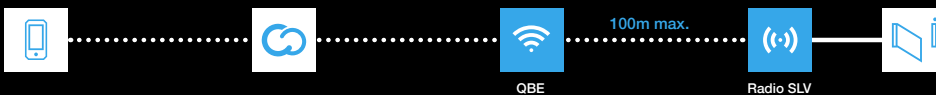
QBE FEATURES

- Super-fast set-up.
- No need for mobile signal - connects directly to your client's router via either LAN cable or WiFi.
- DHCP or static IP address - no IP changes, no DDNS, no port forwarding required for standard installation.
- Can communicate with up to five Radio SLV modules over the radio frequency connection, up to 100m away.
- Two models available: Ethernet/WiFi Automation only version or Ethernet/WiFi Full Smart Home version.

RADIO SLV FEATURES


- Can only be used in conjunction with either the QBE or RGSM master gateways.
- Fitted to the control panel of the operator.
- Control up to three CAME operators.
- Communicates wirelessly up to 100m with the QBE or RGSM.
- Easy third-party activation & functional switching.
- Incredibly small size.

WIFI GATEWAY CONNECTION



GSM GATEWAY CONNECTION





CAME CONNECTIVITY RANGE

Item Code	Description
806SA-0140	Gateway to connect the operator to the cloud via WiFi or locally via Bluetooth mode (5 users).
806SA-0150	Secondary module to connect the operator to the CAME Connect gateways.

GATEWAY FEATURES

- Super-fast set-up.
- Connects the automation to Connect cloud using home WiFi.
- Control up to three CAME operators.
- Can operate as a stand alone bluetooth device with activation for up to 5 devices.
- Connects directly into the dedicated port on the board or via the RSE slot.
- Compatible with Amazon Alexa & Google Home.
- Plug and play.





RGSM Stand-alone

PHOTOCELLS & SAFETY DEVICES

DLX SAFETY PHOTOCELLS



Item Code	Description
806TF-0070	DLX safety infrared photocells with a 30m range. Flush mount with casing.
806TF-0080	DLX safety infrared photocells with a 30m range. Surface mount.
806TF-0090	DLX safety infrared CXN BUS photocells with a 30m range. Flush mount with casing. 
806TF-0100	DLX safety infrared CXN BUS photocells with a 30m range. Surface mount. 
DOCR	Steep support bracket for photocells. Also works with SET-E control panels.






DIR SAFETY PHOTOCELLS



Item Code	Description
001DIR10	Pair of surface mounted synchronised infrared safety beams with 10m range.
001DIR20	Pair of surface mounted synchronised infrared safety beams with 20m range.
001DIR30	Pair of surface mounted synchronised infrared safety beams with 30m range.

DXR ROTATIONAL SAFETY PHOTOCELLS



Item Code	Description
806TF-0030	DXR20CAP - Pair of surface mounted synchronised, rotating infrared photocells. Range 20m. 12 - 24V AC-DC. 
806TF-0040	DXR20CAM - Pair of aluminium surface mounted synchronised, rotating infrared photocells. Range 20m. 12 - 24V AC-DC. 
806TF-0060	DXR10BAP - Pair of surface mounted synchronised, rotating infrared photocells. Range 10m. 12 - 24V AC-DC and battery (included).  
806TF-0110	DXR20SAP - Pair of surface mounted synchronised, rotating infrared CXN BUS photocells. Range 20m. 

SUPPORT COLUMNS



Item Code	Description
001DOCLN	0.5m column for DELTA I & DLX photocells, in black enamel.
001DOCL	0.5m column for DELTA I & DLX photocells, in aluminium.
001DIRLN	0.5m column for DIR photocells, in black enamel.
001DIRCG	0.5m column for DIR photocells, in silver PVC.
001DIR-CGP	0.5m extension for adding extra DIR photocells, in silver PVC.

FLASHING LIGHTS

FLASHING LIGHTS



Item Code	Description	
806LA-0010	KRX1FXSO - LED flashing light with power supply from 24 V AC - DC up to 230 V AC with orange dome.	
806LA-0020	KRX1FXSW - LED flashing light with power supply from 24 V AC - DC up to 230 V AC with white dome.	
806LA-0030	KRX1FXSY - LED flashing light with power supply from 24 V AC - DC up to 230 V AC with yellow dome.	
806LA-0050	KRX1B1RW - RGB LED flashing light with white dome and CXN BUS technology.	
806LA-0070	KRX1B1CW - Connect RGB LED flashing light with white dome, CXN BUS technology and integrated gateway to connect the operator to the cloud via Wi-Fi or in local mode via Bluetooth® (50 users).	
806LA-0060	KLT1FDSW - Green, white and red LED flashing light with 24 V AC/ DC traffic light signaling.	

RIO WIRELESS SAFETY ACCESSORIES

RESISTIVE EDGE WIRELESS SAFETY KITS



Kit Code	Description	
RIOEDGECTL1	RIO Edge external radio-control module and 1 wireless module for controlling resistive sensitive safety edges.	
RIOEDGECTL2	RIO Edge external radio-control module and 2 wireless modules for controlling resistive sensitive safety edges.	
RIOEDGECON1	1 x Snap-in, radio-based control module and 1 x wireless module for controlling resistive sensitive safety edges.	
RIOEDGECON2	1 x Snap-in, radio-based control module and 2 x wireless modules for controlling resistive sensitive safety edges.	

THE COMPLETE RANGE



Item Code	Description	
806SS-0050	RIOCT8WS - External radio-control module for managing up to 3 RIO wireless accessories. Range 30m.	
806SS-0040	RIOCN8WS - Snap-in, radio-based control module for managing up to 10 wireless RIO devices.	
806SS-0030	RIOLX8WS - Wireless battery powered flashing light.	
806SS-0010	RIOPH8WS - Pair of wireless, infrared-beam photocells. Range 10m.	
806SS-0020	RIOED8WS - Wireless module for controlling resistive sensitive safety-edges.	
001DB-LN	0.5m column for RIO photocells, in black enamel.	
001DB-CG	0.5m column for RIO photocells, in PVC (RAL9006).	

EDG EXPERT SERIES

NEW & EASY TO INSTALL

SELF ASSEMBLY RESISTIVE SAFETY EDGES



CAME's new EDG Expert Series self assembly range is designed to give installers the tools and flexibility to manufacture their own resistive safety edges. Simple to manufacture and easy to install, EDG is supplied with an IP67 water resistance rating.

EDG is available to buy in 'off-the-shelf' kits in a range of standard sizes (1.5, 1.7, 2 and 2.5m lengths) or as individual components to keep as stock. Changing the

way you think about resistive safety edges, EDG is simple to assemble, cost effective and easy to order - making your installation easier than ever before!

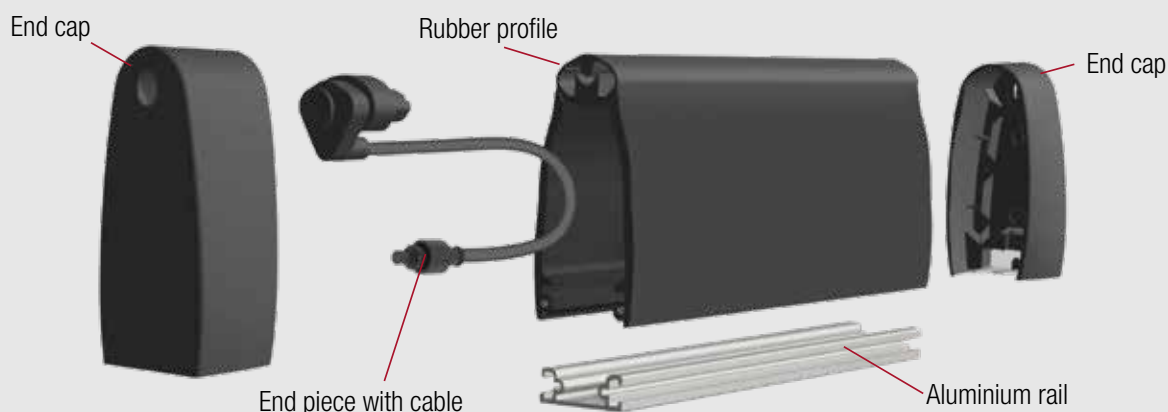
EVERY KIT INCLUDES:



SEE FOR YOURSELF
Scan the QR code to see the full EDG installation video, and contact us on 0115 921 0430 for further information.



MINIMAL COMPONENTS, SIMPLE ASSEMBLY



EDG EXPERT SERIES

SELF ASSEMBLY RESISTIVE SAFETY EDGE COMPLETE KITS

EDG 74mm kit shown.



KIT CONTENTS

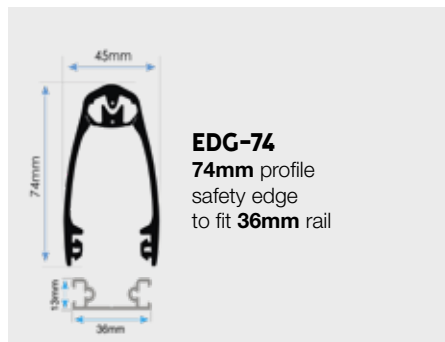
- Rubber contact profile
- Aluminium mounting rail
- End caps
- Connection cables
- Full installation and resizing instructions



Get real-time updates to your smartphone from all your EDG edges when used in conjunction with the RIO EDGE controller and CONNECT

EDG KIT RANGE

Kit Code	Description
806ED-0130	EDGH15R1 49mm x 45mm profile. Complete resizeable resistive safety edge kit inc. 36mm aluminium mounting rail for safety edges up to 1.5m maximum length.
806ED-0131	EDGH17R1 49mm x 45mm profile. Complete resizeable resistive safety edge kit inc. 36mm aluminium mounting rail for safety edges up to 1.7m maximum length.
806ED-0132	EDGH20R1 49mm x 45mm profile. Complete resizeable resistive safety edge kit inc. 36mm aluminium mounting rail for safety edges up to 2m maximum length.
806ED-0133	EDGH25R1 49mm x 45mm profile. Complete resizeable resistive safety edge kit inc. 36mm aluminium mounting rail for safety edges up to 2.5m maximum length.
806ED-0140	EDGI15R1 74mm x 45mm profile. Complete resizeable resistive safety edge kit inc. 36mm aluminium mounting rail for safety edges up to 1.5m maximum length.
806ED-0141	EDGI17R1 74mm x 45mm profile. Complete resizeable resistive safety edge kit inc. 36mm aluminium mounting rail for safety edges up to 1.7m maximum length.
806ED-0142	EDGI20R1 74mm x 45mm profile. Complete resizeable resistive safety edge kit inc. 36mm aluminium mounting rail for safety edges up to 2m maximum length.
806ED-0143	EDGI25R1 74mm x 45mm profile. Complete resizeable resistive safety edge kit inc. 36mm aluminium mounting rail for safety edges up to 2.5m maximum length.
806ED-0150	EDGL15R1 99mm x 45mm profile. Complete resizeable resistive safety edge kit inc. 36mm aluminium mounting rail for safety edges up to 1.5m maximum length.
806ED-0151	EDGL17R1 99mm x 45mm profile. Complete resizeable resistive safety edge kit inc. 36mm aluminium mounting rail for safety edges up to 1.7m maximum length.
806ED-0152	EDGL20R1 99mm x 45mm profile. Complete resizeable resistive safety edge kit inc. 36mm aluminium mounting rail for safety edges up to 2m maximum length.
806ED-0153	EDGL25R1 99mm x 45mm profile. Complete resizeable resistive safety edge kit inc. 36mm aluminium mounting rail for safety edges up to 2.5m maximum length.



GENERAL CONDITIONS OF SALE

CAME UK LTD (“THE SELLER”) / CAME IE LTD (“THE SELLER”)

The Buyer's attention is drawn in particular to the provisions of clause 10.

1. INTERPRETATION

1.1 Definitions. In these Conditions, the following definitions apply:

- Additional Charges:** any additional charges arising under the Contract payable by the Buyer in addition to the price for the Goods and “Additional Charge” shall mean any one of the Additional Charges.
- Buyer:** the person firm or company who buys or agrees to buy the Goods from the Seller.
- Conditions:** these terms and conditions of sale.
- Contract:** the contract between the Seller and the Buyer for the sale and purchase of Goods in accordance with these Conditions.
- Delivery Date:** the date specified by the Seller when the Goods are to be delivered or other such date as may be agreed by the parties in writing;
- Delivery Location:** the location set out in the Order or such other location as the parties may agree in writing, or where no such location is specified, the Buyer's premises detailed on the quotation given by the Seller to the Buyer in respect of the Goods.
- Force Majeure Event:** as defined in clause 11.1.
- Goods:** all goods (or any part thereof) set out in the Order.
- Group:** in relation to a company, that company, any subsidiary or holding company (as defined in section 1159 of the Companies Act 2006) of that company, and any subsidiary of a holding company of that company.
- Order:** the Buyer's order for the Goods, as set out in the Buyer's purchase order form, the Buyer's written acceptance of the Seller's quotation, or overleaf, as the case maybe.
- Seller UK:** CAME BPT UK Limited, registered in England and Wales with company number 03267714, whose registered office is Unit 1B, Willow Farm Business Park, Castle Donington, Derby, DE74 2US.
- Seller IE:** CAME BPT IE, registered in Ireland with company number 420195 whose registered office is Unit 9, The Westway Centre, Ballymount, Dublin 12, Ireland.
- Wasted Time Rate:** the charge for wasted time at the Seller's standard rate for wasted time of £1 (one pound) / €1 (one euro) per minute up to and including 30 (thirty) minutes and thereafter at a charge of £2 (two pounds) / €2 (two euros) per minute, or such other charge as notified to the Buyer from time to time.
- 1.2 Construction. In these Conditions, the following rules apply:
- A person includes a natural person, corporate or unincorporated body (whether or not having separate legal personality).
 - A reference to a party includes its personal representatives, successors or permitted assigns.
 - A reference to a statute or statutory provision is a reference to such statute or provision as amended or re-enacted. A reference to a statute or statutory provision includes any subordinate legislation made under that statute or statutory provision, as amended or re-enacted.
 - Any phrase introduced by the terms including, include, in particular or any similar expression shall be construed as illustrative and shall not limit the sense of the words preceding those terms.
 - A reference to writing or written includes faxes and e-mails.

2. BASIS OF CONTRACT

- 2.1 These Conditions shall apply to the sale by the Seller of all Goods purchased by the Buyer and these Conditions shall govern the Contract to the exclusion of any other terms and conditions introduced or submitted by the Buyer.
- 2.2 The Order constitutes an offer by the Buyer to purchase the Goods in accordance with these Conditions. The Buyer is responsible for ensuring that the terms of the Order and any applicable specification of the Goods are complete and accurate.
- 2.3 The Order shall only be deemed to be accepted when the Seller acknowledges the Order in writing and not before, at which point the Contract shall come into existence.
- 2.4 Any tenders or quotations will not constitute an offer. Any tenders or quotations submitted to the Buyer shall remain valid for the period stated therein, but if no period is specified such tenders and quotations shall be valid for 30 days from the date thereof. All tenders and quotations shall be subject to these Conditions.
- 2.5 Any typographical, clerical or other error or omission in any sales literature, quotation, pricelist, acceptance of offer, invoice or other documentation or information issued by the Seller shall be subject to correction without any liability on the part of the Seller.
- 2.6 The Seller's employees or agents are not authorised to make any representations concerning the Goods unless confirmed by an authorised director of the Seller in writing. In entering into the Contract the Buyer acknowledges that it does not rely on any such representations which are not so confirmed, save that nothing in these Conditions shall exclude the Seller's liability for fraudulent misrepresentation.
- 2.7 No Order which has been accepted by the Seller may be cancelled by the Buyer except with the agreement in writing of the Seller and on terms that the Buyer shall indemnify the Seller in full against all loss (including loss of profit), costs (including the cost of all labour and materials used), damages, charges and expenses incurred by the Seller as a result of cancellation.

3. GOODS

- 3.1 The Goods are described in the Seller's catalogue as modified by any applicable specification.
- 3.2 Unless the Seller agrees otherwise, only the specifications referred to in the quotation shall form part of the Contract.
- 3.3 The Seller reserves the right subject to giving prior written notice to the Buyer to modify the said specifications where the Goods cannot in the opinion of the Seller be manufactured according to the said specifications and the Buyer agrees to accept the Goods as manufactured according to the specifications so modified in satisfaction of the Seller's obligations as to manufacture of the Goods under the Contract.
- 3.4 To the extent that the Goods are to be manufactured in accordance with a specification supplied by the Buyer, the Buyer shall indemnify the Seller against all liabilities, costs, expenses, damages and losses (including any direct, indirect or consequential losses, loss of profit, loss of reputation and all interest, penalties and legal and other reasonable professional costs and expenses) suffered or incurred by the Seller in connection with any claim made against the Seller for actual or alleged infringement of a third party's intellectual property rights arising out of or in connection with the Seller's use of such specification. This clause 3.2 shall survive termination of the Contract.
- 3.5 The Seller reserves the right to make any changes to the Goods:
- which are required so that the Goods conform with any applicable statutory or EU requirement; or
 - where such changes to the Goods do not materially affect the quality or performance of the Goods.

4. SAFETY

- 4.1 Any Goods supplied by the Seller shall be handled correctly by the Buyer and in accordance with any of the Seller's instructions as notified to the Buyer from time to time. The Buyer must ensure that all appropriate safety precautions are taken and that its staff is aware of and comply with all storage and usage instructions.

5. DELIVERY

- 5.1 Unless otherwise agreed by the Seller in writing, the Seller will deliver the Goods to the Delivery Location.
- 5.2 The Seller will reasonably endeavour to deliver the Goods on the Delivery Date, but the time of delivery or performance shall not be of the essence. The Seller shall not be liable for any delay in delivery of the Goods that is caused by a Force Majeure Event or the Buyer's failure to provide the Seller with adequate delivery instructions or any other instructions that are relevant to the supply of the Goods.
- 5.3 If the Seller fails to deliver the Goods (or any instalment thereof) the Seller's liability shall be limited to the excess (if any) of the cost to the Buyer (in the cheapest available market) of similar goods to replace those not delivered over the Price of the Goods. The Seller shall have no liability for any failure to deliver the Goods to the extent that such failure is caused by a Force Majeure Event, the Buyer's fault, or the Buyer's failure to provide the Seller with adequate instructions in relation to delivery or otherwise.
- 5.4 The Buyer shall provide the Seller with clear delivery instructions and accept delivery on the Delivery Date and at the Delivery Location. Upon delivery the Buyer shall sign a delivery note which will be conclusive evidence that delivery of the Goods has been made.
- 5.5 Unless the Seller agrees otherwise in writing, the Seller shall unload the Goods. The Buyer shall ensure that at least one representative is available to assist the Seller during the unloading of the Goods. Other than by reason of the Seller's fault, the Buyer shall be charged, as an Additional Charge, for wasted time at the Wasted Time Rate and any other expenses incurred by the Seller for:
- any delay caused by the Buyer's inability or unwillingness to accept delivery of, or to collect, the Goods; and/or
 - each repeat delivery where the Seller or Seller's carrier leaves the Delivery Location and subsequently returns to the Delivery Location with the Goods.
- 5.6 If the Buyer fails to accept delivery of the Goods within three Business Days of the Seller notifying the Buyer that the Goods are ready, then, except where such failure or delay is caused by a Force Majeure Event or the Seller's failure to comply with its obligations under the Contract:
- delivery of the Goods shall be deemed to have been completed at 9.00am on the third working day after the day on which the Seller notified the Buyer that the Goods were ready; and
 - the Seller will store the Goods until delivery takes place, and charge the Buyer for all related costs and expenses (including insurance).
- 5.7 If the Buyer has not accepted delivery of the Goods within 10 working days from day after the Seller notified the Buyer that the Goods were ready for delivery, the Seller may resell or otherwise dispose of part or all of the Goods and, after deducting reasonable storage and selling costs, account to the Buyer for any excess over the price of the Goods or charge the Buyer for any shortfall below the price of the Goods.
- 5.8 The Seller shall have the right to deliver any Goods ordered in instalments. Failure by the Seller to deliver any one or more of the instalments in accordance with these Conditions or any claim by the Buyer in respect of the Goods delivered in any one or more instalments shall not entitle the Buyer either to treat the Contract as a whole as repudiated or to reject or refuse to take delivery of any of the Goods delivered in any other instalment.

6. RISK AND TITLE

- 6.1 Risk in the Goods shall pass to the Buyer at the time of delivery, or if the Buyer wrongfully fails to take delivery, the time when delivery is deemed to have taken place in accordance with clause 5.6(a).
- 6.2 Title to the Goods shall not pass to the Buyer until the earlier of:
- the Seller receives payment in full (in cash or cleared funds) for the Goods and any other goods that the Seller has supplied to the Buyer in respect of which payment has become due, in which case title to the Goods shall pass at the time of payment of all such sums; or
 - the Buyer resells the Goods, in which case title to the Goods shall pass to the Buyer at the time specified in clause 6.4.
- 6.3 Until title to the Goods has passed to the Buyer, the Buyer shall:
- store the Goods separately from all other goods held by the Buyer so that they remain readily identifiable as the Seller's property;
 - not remove, deface or obscure any identifying mark or packaging on or relating to the Goods;
 - maintain the Goods in satisfactory condition and keep them insured against all risks for their full price from the date of delivery;
 - notify the Seller immediately if it becomes subject to any of the events listed in clause 13.1;
 - give the Seller such information relating to the Goods as the Seller may require from time to time; and
 - not pledge or in any way charge by way of security for any indebtedness any of the Goods.
- 6.4 Subject to clause 6.5, the Buyer may resell or use the Goods in the ordinary course of its business (but not otherwise) before the Seller receives payment for the Goods. However, if the Buyer resells the Goods before that time:
- it does so as principal and not as the Seller's agent; and
 - title to the Goods shall pass from the Seller to the Buyer immediately before the time at which resale by the Buyer occurs.
- 6.5 If before title to the Goods passes to the Buyer the Buyer becomes subject to any of the events listed in clause 13.1, then, without limiting any other right or remedy the Seller may have:
- the Buyer's right to resell the Goods or use them in the ordinary course of its business ceases immediately; and
 - the Seller may at any time:
 - require the Buyer to deliver up all Goods in its possession which have not been resold, or irrevocably incorporated into another product; and
 - if the Buyer fails to do so promptly, enter any premises of the Buyer or of any third party where the Goods are stored in order to recover them.

7. PRICE

- 7.1 The price for the Goods shall be the price specified by the Seller in the quotation or, if no price is quoted, the price set out in the Seller's published price list in force as at the date of delivery.
- 7.2 Unless otherwise agreed in writing, the price of the Goods is exclusive of the costs and charges of packaging, insurance and transport of the Goods, which shall be invoiced to the Buyer as an Additional Charge.
- 7.3 The price of the Goods and any Additional Charges are exclusive of amounts in respect of value added tax (VAT). The Buyer shall, on receipt of a valid VAT invoice from the Seller, pay to the Seller such additional amounts in respect of VAT as are chargeable on the supply of the Goods.
- 7.4 List Prices shown in this price list are displayed in (£) for UK and (€) for Ireland.
- 7.5 The Seller may, by giving notice to the Buyer at any time before delivery, increase the price of the Goods to reflect any increase in the cost of the Goods that is due to:
- any factor beyond the Seller's control (including foreign exchange fluctuations, increases in taxes and duties, and increases in labour, materials and other manufacturing costs);
 - any request by the Buyer to change the delivery date(s), quantities or types of Goods ordered, or the Specification; or
 - any delay caused by any instructions of the Buyer or failure of the Buyer to give the Seller adequate or accurate information or instructions.

8. PAYMENT

- 8.1 The Seller shall be entitled to invoice the Buyer for price of the Goods and any Additional Charges on or at any time before dispatch of the Goods or any instalment thereof. In the event that any Additional Charges arise following the issue by the Seller of the invoice, the Seller shall be entitled to invoice the Buyer as and when the Additional Charges arise.
- 8.2 Unless otherwise agreed in writing, the Buyer shall pay the invoice in full and in cleared funds by the date specified in the invoice or where no date or time frame is specified within 30 calendar days of the date of the invoice. Payment shall be made to the bank account nominated in writing by the Seller. Time of payment is of the essence.
- 8.3 The Buyer shall make payment for the price of the Goods in Sterling (euros) unless agreed otherwise in writing. Any payment received by the Seller in any other currency will not be deemed to be payment for the Goods in question. Where the Buyer makes payment for the Goods by cheque the Seller reserves the right to charge a surcharge of £10.00 in the event that any cheque rendered in payment of the Seller's invoices initially refused.
- 8.4 If the Buyer fails to make payment due to the Seller under the Contract by the due date for payment then, without prejudice to any other right or remedy available to the Seller:
- all invoices issued to the Buyer by the Seller in respect of any Goods sold or supplied pursuant to the Contract or any goods sold or supplied pursuant to any other contract shall immediately fall due for payment;
 - any credit, settlement terms, supply of goods or discount rates offered or extended by the Seller to the Buyer in respect of the same shall be cancelled immediately;
 - the Buyer shall pay interest on the overdue amount at the rate of 10% per annum above Seller's bank's base rate from time to time. Such interest shall accrue on a daily basis from the due date until actual payment of the overdue amount, whether before or after judgment. The Buyer shall pay the interest together with the overdue amount; and
 - the Seller shall be entitled to suspend any further deliveries of any Goods or goods agreed to be sold by the Seller to the Buyer or any instalment thereof (being the subject of the Contract or any other contract).
- 8.5 The Buyer shall pay all amounts due under the Contract in full without any set-off, counterclaim, deduction or withholding (except for any deduction or withholding required by law). The Seller may at any time, without limiting any other rights or remedies it may have, set off any amount owing to it by the Buyer against any amount payable by the Seller to the Buyer.

9. WARRANTY

- 9.1 The Seller warrants that:
- the Goods will correspond with the Seller's specification for them on delivery;
 - the Goods (except those wear items that are listed in the Seller's guide entitled "Operations Guide Relating to the Goods" as notified to the Buyer and as amended from time to time) manufactured by the Seller or its Group, will be free from material defects for 3 years from the Delivery Date; and
 - where the seller is supplying goods from other manufacturers; their standard recommended warranty will apply.
- 9.2 Subject to clause 9.3, if:
- the Buyer gives notice in writing to the Seller immediately on discovery but in any event within 14 days of discovery that some or all of the Goods do not comply with the warranty set out in clause 9.1;
 - the Seller is given a reasonable opportunity of examining such Goods; and
 - the Buyer (if asked to do so by the Seller) returns such Goods to the Seller's place of business at the Buyer's cost, the Seller shall, at its option, repair or replace the defective Goods, or refund the price of the defective Goods in full.
- 9.3 The Seller shall not be liable for Goods' failure to comply with the warranty set out in clause 9.1 in any of the following events:
- the Buyer makes any further use of such Goods after giving notice in accordance with clause 9.2;
 - the defect arises because the Buyer failed to follow the Seller's oral or written instructions as to the storage, commissioning, installation, use and maintenance of the Goods or (if there are none) good trade practice regarding the same;
 - the defect arises as a result of the Seller following any drawing, design or Specification supplied by the Buyer;
 - the Buyer alters or repairs such Goods without the written consent of the Seller;
 - the defect arises as a result of fair wear and tear, wilful damage, negligence, or abnormal storage or working conditions; or
 - the Goods differ from their description specification as a result of changes made to ensure they comply with applicable statutory or regulatory requirements.
- 9.4 Except as provided in this clause 9, the Seller shall have no liability to the Buyer in respect of the Goods' failure to comply with the warranty set out in clause 9.
- 9.5 The terms implied by sections 13 to 15 of the Sale of Goods Act 1979 are, to the fullest extent permitted by law, excluded from the Contract.
- 9.6 These Conditions shall apply to any repaired or replacement Goods supplied by the Seller.

10. LIABILITY

- 10.1 Nothing in these Conditions shall limit or exclude the Seller's liability for:
- death or personal injury caused by its negligence, or the negligence of its employees, agents or subcontractors (as applicable);
 - fraud or fraudulent misrepresentation;
 - breach of the terms implied by section 12 of the Sale of Goods Act 1979;
 - defective products under the Consumer Protection Act 1987; or

- any matter in respect of which it would be unlawful for the Seller to exclude or restrict liability.

10.2 Subject to clause 10.1:

- the Seller shall under no circumstances whatever be liable to the Buyer, whether in contract, tort (including negligence), breach of statutory duty, or otherwise, for any loss of profit, goodwill or any indirect or consequential loss arising under or in connection with the Contract; and
- the Seller's total liability to the Buyer in respect of all other losses arising under or in connection with the Contract, whether in contract, tort (including negligence), breach of statutory duty, or otherwise, shall in no circumstances exceed 100% of price of the Goods.

11. FORCE MAJEURE

- 11.1 The Seller shall not be liable to the Buyer nor be deemed to be in breach of Contract by reason of any delay in performing, or any failure to perform, any of the Seller's obligations in relation to the Contract if the delay or failure was due to a Force Majeure Event. The following shall (without limitation) be regarded as Force Majeure Event:
- act of God, explosion, flood, tempest, fire or accident;
 - war or threat of war, sabotage, insurrection, terrorism, civil disturbance or requisition;
 - acts, restrictions, regulations, bye-laws, prohibitions or measures of any kind on the part of any governmental, parliamentary or local authority;
 - import or export regulations or embargoes;
 - strikes, lock-outs or other industrial actions or trade disputes (whether involving employees of the Seller or of a third party);
 - difficulties in obtaining raw materials, labour, fuel, parts or machinery; and
 - power failure or breakdown in machinery.

12. INTELLECTUAL PROPERTY

- 12.1 All specifications, drawings, designs and technical description, and all documents and information and "know-how" whatsoever supplied by the Seller to the Buyer is as between the Seller and the Buyer the Seller's intellectual property and shall at all times be treated by the Buyer as confidential and shall not without the prior written consent of the Seller be used by the Buyer except for the purposes of the Contract.
- 12.2 The Buyer will indemnify the Seller against all actions claims demands costs charges, penalties, royalties and expenses arising directly or indirectly or incurred by reason of any infringement or alleged infringement of or any right attributable to any letters patent, registered design trade mark, trade name, copyright or proprietary right arising from the use of any instructions, specifications or designs whether express or implied supplied by the Buyer to the Seller.

13. INSOLVENCY OF BUYER

- 13.1 This Condition applies if:
- the Buyer makes any voluntary arrangement with its creditors or (being an individual or firm) becomes bankrupt or (being a company) becomes subject to an administration order or goes into liquidation (otherwise than for the purposes of amalgamation or reconstruction); or
 - an encumbrancer takes possession or a receiver is appointed, of any of the property or assets of the Buyer; or
 - the Buyer ceases, or threatens to cease, to carry on business; or
 - the Seller reasonably apprehends that any of the events mentioned above is about to occur in relation to the Buyer and notifies the Buyer accordingly.
- 13.2 If this Condition applies then, without prejudice to any other right or remedy available to the Seller, the Seller shall be entitled to terminate the Contract with immediate effect by giving written notice to the Buyer and/or suspend any further deliveries under the Contract without any liability to the Buyer, and if the Goods have been delivered but not paid for, all of the Seller's outstanding invoices to the Buyer become immediately due and payable notwithstanding any previous agreement or arrangement to the contrary.
- 13.3 Termination of the Contract, however arising, shall not affect any of the parties' rights, remedies, obligations and liabilities that have accrued as at termination.

14. GENERAL

- 14.1 Notices. Any notice required or permitted to be given by either party to the other under these Conditions shall be in writing addressed to that other party at his registered office or principal place of business or such other address as may at the relevant time have been notified pursuant to this provision to the party giving the notice.
- 14.2 Severance. If any provision of these Conditions is held by any competent authority to be invalid or unenforceable in whole or in part the validity of the other provisions of these Conditions shall remain in full force and effect.
- 14.3 Waiver. No waiver by the Seller of any breach of the Contract by the Buyer shall be considered as a waiver of any subsequent breach of the same or any other provision.
- 14.4 Third party rights. A person who is not a party to the Contract shall not have any rights to enforce its terms.
- 14.5 Variation. No variation of these Conditions may be given by any of the Seller's employees unless confirmed in writing by an authorised director of the Seller and no collateral or supplemental contract may be made or construed unless confirmed in writing by an authorised director of the Seller on the Seller's official stationery.
- 14.6 Entire Agreement. The Buyer acknowledges that it has not relied on any statement, promise, representation, assurance or warranty made or given by or on behalf of the Seller which is not set out in the Contract.
- 14.7 Governing law and jurisdiction. The Contract shall be governed by the laws of England, and the Buyer agrees to submit to the non-exclusive jurisdiction of the English courts.

15. SPECIFICATIONS AND INSTRUCTIONS

- 15.1 Unless the Seller agrees otherwise, only the specifications referred to in the quotation shall form part of the Contract.
- 15.2 The Seller reserves the right subject to giving prior written notice to the Buyer to modify the said specifications where the Goods cannot in the opinion of the Seller be manufactured according to the said specifications and the Buyer agrees to accept the Goods as manufactured according to the specifications so modified in satisfaction of the Seller's obligations as to manufacture of the Goods under the contracts.
- 15.3 App Based Goods – the Buyer shall ensure that prior to supplying any app based goods to any customer it shall include within its customer terms and conditions for supply of the App based Goods a requirement for the customer to have read, understood and agreed to the app terms and conditions for the Goods prior to completion of purchase of the Goods. Where such Goods are supplied or installed by a third party for and/or on behalf of the Buyer the Buyer shall ensure that such installer also complies with this clause 10.3 by including this provision in its contract with the installer.

WHY NOT COMPLEMENT YOUR ALWAYS CONNECTED KIT, WITH AN ALWAYS CONNECTED XTS INTERCOM KIT?



Scan the QR code to download a copy of the Always Connected Intercom Kit Price List.

CAME 



CAME UK - North

Unit 1B
Sills Road
Willow Farm Business Park
Castle Donington
DE74 2US

Tel: 0115 921 0430

CAME UK - South

Liberta House
Maxted Road
Maylands Ind. Est.
Hemel Hempstead
Herts
HP2 7DX

Tel: 01442 230 800

CAME - Ireland

Unit 9
The Westway Centre
Ballymount
Dublin 12

Tel: +353 (0)1 450 7442



© AUTKIT0923 - 2023 - EN
YOU MAY NOT EVEN PARTIALLY REPRODUCE THIS DOCUMENT
CAME RESERVES THE RIGHT TO MAKE ANY CHANGES TO THIS DOCUMENT AT ANY TIME
THE DATA AND INFORMATION SHOWN IN THIS CATALOGUE ARE SUBJECT TO CHANGE WITHOUT OBLIGATION TO GIVE PRIOR NOTICE BY CAME S.P.A, E&OE



CAME S.p.A.
Came cancelli automatici S.p.A.
is certified for Quality and Environment
UNI EN ISO 9001
UNI EN ISO 14001
BS OHSAS 18001

[CAME.COM/UK](https://www.came.com/uk)